

ECD1 Series

LED Specular Reflector Commercial Recessed Downlight

Fixture Type:

Project Name

Location:

Date:

Features

- 4inch and 6inch recessed commercial LED downlight with white ring specular reflector is ideal for a wide range of commercial recessed lighting application.
- Featuring a color temperature selector on the rear of the light, you can easily set your light output color. Additionally, a second selector allows you to control variable wattage and lumens, providing you with the desired brightness to fit your installation.
- Wattage options 4"- 6W/9W/12W, 6" - 12W/17W/22W
- Easy installation adjustable spring-action housing clips make it quick install,suitable for commercial and large space. Optional new construction frame (sold separately) for new construction installation.
- 0-10V dimming, compatible with most 0-10V dimmer.
- To provide additional safety, this light comes with a pre attached safety cable, helping to securely fasten it and preventing the light from ever falling.
- Pre Wired Whip (Flexible Metal Conduit) to Input Power and Optional Dimming Control.
- ETL listed and suitable for wet location.



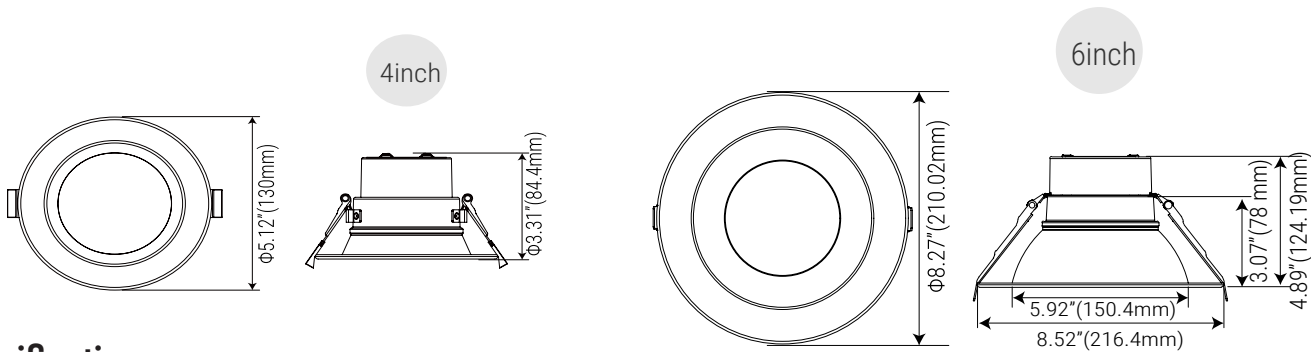
4inch



6inch



Dimensions



Specification

Material	Aluminum	Efficacy	Up to 100 lm/W
Lens	Frosted PC diffuser	LED Life Span	50,000 hrs
Beam angle	100 degree	Dimmable	0-10V Dimming
IColor Temp	5CCT 2700K/3000K/3500K/4000K/5000K	Lumen Package	6" 2,194lm 4" 1,159lm
CRI	90	Warranty	5 Years
Input Voltage	120-277V	Ambient Operation Temperature	-20C° (-4°F) ~45° (113°F)
Installation	Spring action housing clip Suitable for most new construction	Listing	ETL Listed Wet location listed Energy Star Listed



ECD1 Series

LED Specular Reflector Commercial Recessed Downlight

Fixture Type:
Project Name
Location:
Date:

Ordering Guide

Example: ECD1-4INUW-5CCT

Fixture Type	Size	Wattage	CCT
ECD1	4IN = 4INCH 6IN = 6INCH	UW = Wattage Selectable 4" - 6W/9W/12W 6" - 12W/17W/22W	5CCT = 5 Color Temp. Adjustable

Optional Accessories

New Construction Frame



Emergency Battery Backup



CDF-01
(SKU:CDFFRAME-01)
=New Construction frame for 4"
or 6" .

EM
(SKU:EMBK8WH-A-EXT02)
=8W Emergency battery external
field install.

ECD1 Series

LED Specular Reflector Commercial Recessed Downlight

Fixture Type:

Project Name

Location:

Date:

Product Information

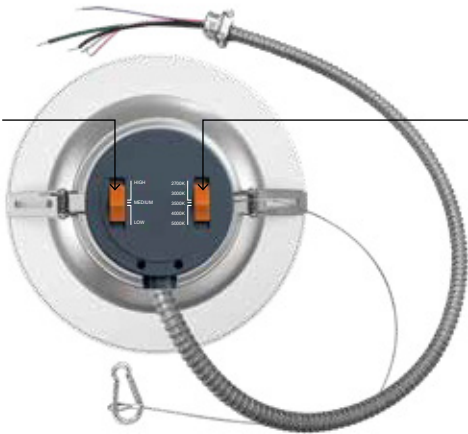
4INCH

WATTAGE	LUMEN	EFFICACY
12W	1159lm	97lm/W
9W	893lm	99lm/W
6W	628lm	104lm/W

6INCH

WATTAGE	LUMEN	EFFICACY
22W	2194lm	99lm/W
17W	1694lm	99lm/W
12W	1296lm	108lm/W

Selectable wattage

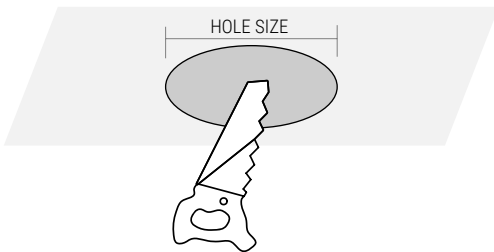



Selectable CCT

- 2700K
- 3000K
- 3500K
- 4000K
- 5000K



Products view



SIZE	HOLE SIZE
4inch	4 21/64" (110mm)
6inch	6 19/64" (160mm)

RECOMMENDED DIMMER

LUTRON	LEGRAND
RMJS-8T-DV-B	
Diva DVSTV	
MS-Z101-WH	RH4FBL3PW
DVSTV-WH	

ECD1 Series

LED Specular Reflector Commercial Recessed Downlight

Fixture Type:

Project Name

Location:

Date:

New Construction Frame:



New Construction Frame

SKU: CDFRAME-01

-New construction frame for 4" and 6" downlight

Emergency Battery Backup:



Emergency Battery Backup

SKU: EMBK8WH-A-EXT02

- 8W external emergency battery backup require field install.