


PLB3S Series

LED 2x2, 2x4 Back-lit Panel Motion Sensor Capable

Fixture Type:
Project Name
Location:
Date:

Features

- Fully luminous backlit panel available in 1x4, 2x2, 2x4 size.
- 5 Wattage selectable and 5 CCT adjustable, save shelf space and carrying cost.
- Extruded aluminum frame with frosted polystyrene lens provides excellent shielding and uniform luminance.
- Easy recessed installation the back plate includes integral T-bar clips for installation into T-grid ceiling.
- Optional Emergency battery backup.
- Optional PIR plug and play motion sensor.



2X2

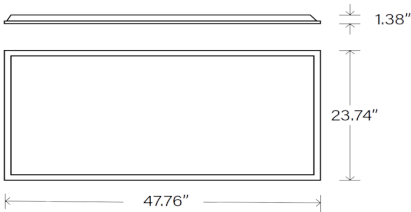


2X4

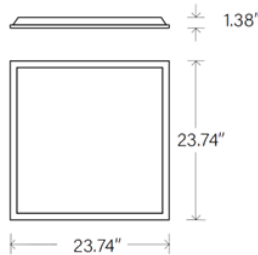


Dimensions

2X4



2X2



Specification

Material	Aluminum frame	Efficacy	Up to 125 lm/W
Lens	Frosted Polystyrene	LED Life Span	50,000 hrs
Beam angle	120 degree	Dimmable	0-10V Dimming
IColor Temp	5 CCT 3500K/4000K/5000K/5700K/6500K	Lumen Package	1,950 lm- 9,000 lm
CRI	80	Warranty	5 Years
Input Voltage	120-277V	Ambient Operation Temperature	-20°C (-4°F) ~50° C (122°F)
Installation	Recessed into T-grid ceiling. Surface and recessed mounting kits available for drywall ceiling	Listing	ETL Listed Damp location listed



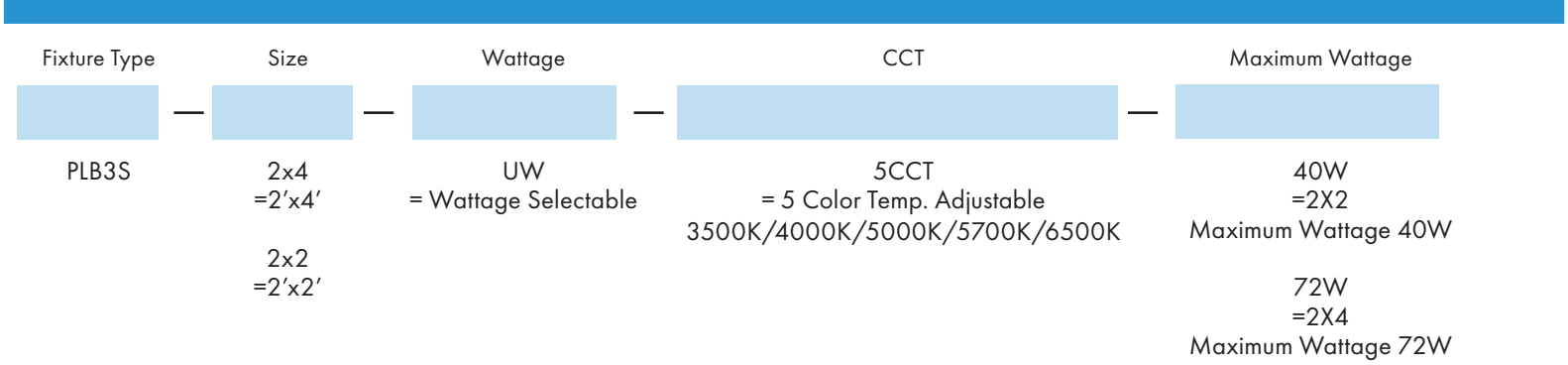
PLB3 Series

LED 2x2,2x4 Back-lit Panel Motion Sensor Capable

Fixture Type:
Project Name
Location:
Date:

Ordering Guide

Example: PLB3-2X4UW5CCT-72W-EM-SM24



Optional Accessories:

Emergency Battery Backup

EM15
(SKU:EMBK15WH-A-EXT03)
= 90 min Emergency battery backup, external pre-install.

Motion Sensor

MS
(SKU:PLB-PIR1)
=PIR Plug and play motion sensor



PLB3 Series

LED 2x2,2x4 Back-lit Panel Motion Sensor Capable

Fixture Type:
Project Name
Location:
Date:

Product Information

PLB3-2X4-72W

WATTAGE	3500K		4000K		5000K		5700K		6500K	
	LUMEN	EFFICACY	LUMEN	EFFICACY	LUMEN	EFFICACY	LUMEN	EFFICACY	LUMEN	EFFICACY
72W	8800lm	122lm/W	8900lm	124lm/W	8950lm	124lm/W	9000lm	125lm/W	9000lm	125lm/W
60W	7350lm	123lm/W	7450lm	125lm/W	7510lm	125lm/W	7560lm	126lm/W	7560lm	126lm/W
50W	6150lm	124lm/W	6250lm	126lm/W	6300lm	126lm/W	6350lm	127lm/W	6350lm	127lm/W
40W	5000lm	126lm/W	5050lm	128lm/W	5110lm	128lm/W	5160lm	129lm/W	5160lm	129lm/W
30W	3700lm	127lm/W	3800lm	129lm/W	3850lm	129lm/W	3900lm	130lm/W	3900lm	130lm/W

PLB3-2X2-40W

WATTAGE	3500K		4000K		5000K		5700K		6500K	
	LUMEN	EFFICACY	LUMEN	EFFICACY	LUMEN	EFFICACY	LUMEN	EFFICACY	LUMEN	EFFICACY
40W	4880lm	122lm/W	4960lm	124lm/W	4950lm	124lm/W	5000lm	125lm/W	5000lm	125lm/W
30W	3720lm	124lm/W	3780lm	126lm/W	3750lm	126lm/W	3810lm	127lm/W	3810lm	127lm/W
25W	3175lm	127lm/W	3225lm	128lm/W	3200lm	129lm/W	3250lm	130lm/W	3250lm	130lm/W
20W	2540lm	127lm/W	2580lm	128lm/W	2550lm	129lm/W	2600lm	130lm/W	2600lm	130lm/W
15W	1905lm	127lm/W	1920lm	128lm/W	1930lm	129lm/W	1950lm	130lm/W	1950lm	130lm/W

PLB3 Series

LED 2x2,2x4 Back-lit Panel Motion Sensor Capable

Fixture Type:

Project Name

Location:

Date:

Optional Accessories

Emergency Battery Backup:



Emergency Battery Backup Pre-Installed

SKU: -EMBK15WH-A-EXT03

- External battery backup is pre-install by request
- 90 minutes emergency operation

Plug and Play Motion Sensor:



Plug and Play Motion Sensor

SKU: PLB-PIR1

- 12VDC PIR Motion Sensor
- Able to change setting by use remote control (Control sold separately)

PLB3 Series

LED 2x2, 2x4 Back-lit Panel

Fixture Type:

Project Name

Location:


Date:

More Information



CCT Selective

5CCT



Wattage Selective

5Wattage