

FCWP5 Series

LED WATTAGE & 3CCT SELECTABLE FULL CUT OFF WALL PACK

Fixture Type:

Project name:

Location:

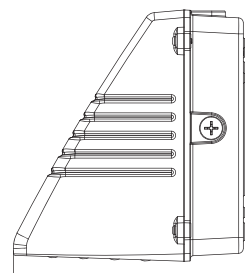
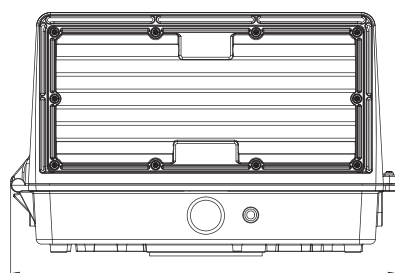
Date:

Features

- Full cutoff design ensures that all emitted light is directed downward, reducing light pollution and preventing light trespass.
- Rugged cast-aluminum housing provides durability and longevity, making it resistant to corrosion, rust, and other environmental factors.
- Field wattage selectable (Maximum wattage: 70W, 125W) allow for adjustable power consumption based on specific lighting needs, providing flexibility and energy saving.
- 3CCT color temperature adjustable 3000/4000/5000K
- Operated on standard voltages of 120-277V AC, optionally compatible with high voltages through the use of a step down transformer, allowing flexibility for installation in various settings.
- Optional emergency battery, photocell and motion sensor available.
- Built to withstand harsh weather conditions, ensuring reliable performance in various outdoor environment.



Dimensions



Net Weight
70W: 7.21lb
125W: 7.68lb

Specification

Material	Rugged cast aluminum housing	Efficacy	Up to 168 lm/W
Lens	Tempered UV coated flat lens	LED Life Span	50,000 hrs based on TM-21 calculation
Beam angle	90 degree	Dimmable	0-10V Dimming
Color Temp	3CCT 3000K/4000K/5000K	Lumen Package	4,700 lm to 10,200 lm (70W) 8,100 lm to 18,000lm (125W)
CRI	70	Warranty	5 Years
Input Voltage	120-277V Optional 347-480V by used the step down transformer	Ambient Operation Temperature	-40°C (-40°F) ~45° C (113°F)
Installation	Wall mount	Listing	UL Listed IP65



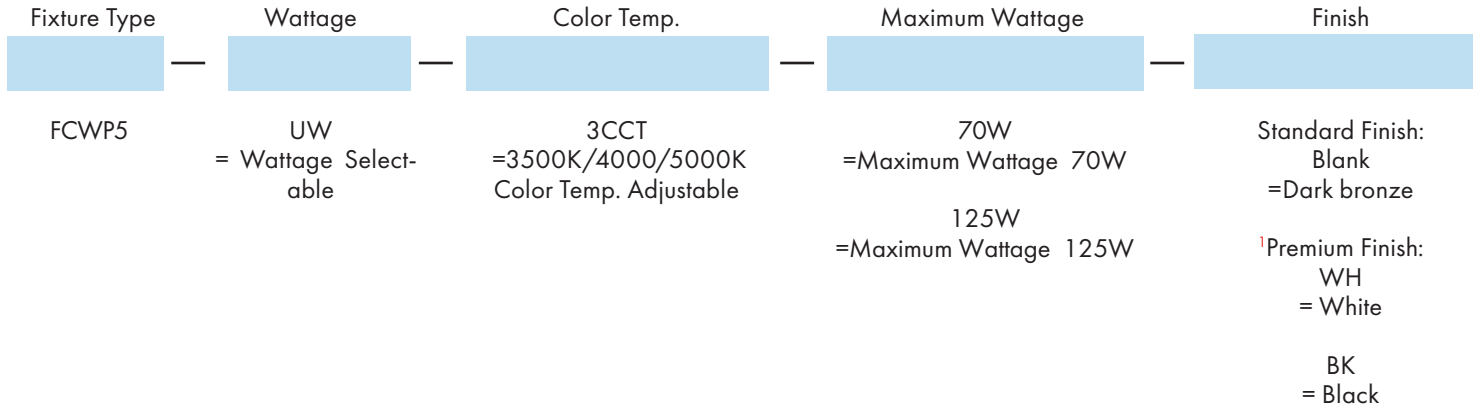
FCWP5 Series

LED WATTAGE & 3CCT SELECTABLE FULL CUT OFF WALL PACK

Fixture Type:
Project name:
Location:
Date:

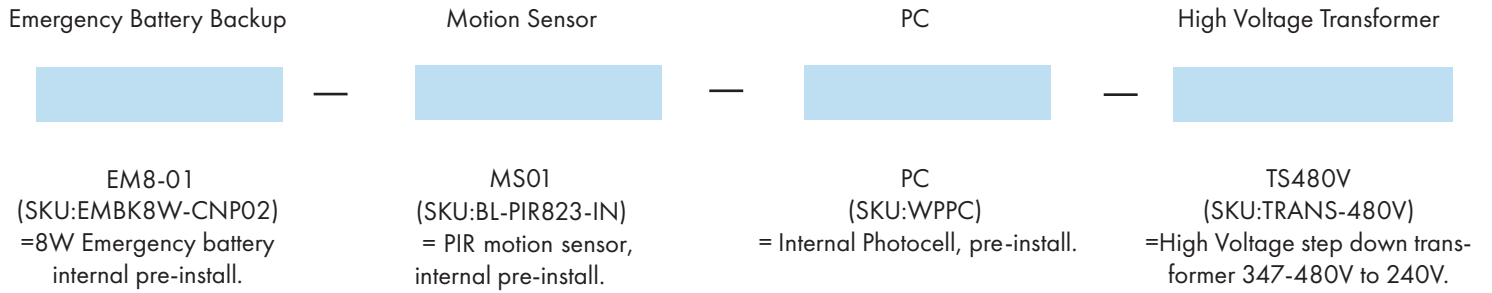
Ordering Guide

Example: FCWP5-UW3CCT-70W-EM8-MS01-PC



Note: 1. Premium finish incur on additional cost, contact factory for MOQ and availability.

Optional Accessories





FCWP5 Series

LED WATTAGE & 3CCT SELECTABLE FULL CUT OFF WALL PACK

Fixture Type:
Project name:
Location:
Date:

Product Information

FCWP5-UW3CCT-70W		3000K			4000K		5000K	
WATTAGE	LUMEN	EFFICACY	LUMEN	EFFICACY	LUMEN	EFFICACY		
70W	9800lm	140lm/W	11000lm	157lm/W	10200lm	146lm/W		
56W	8200lm	146lm/W	9100lm	163lm/W	8700lm	155lm/W		
42W	6400lm	152lm/W	7000lm	167lm/W	6800lm	162lm/W		
28W	4400lm	157lm/W	4800lm	171lm/W	4700lm	168lm/W		

FCWP5 Series

LED WATTAGE & 3CCT SELECTABLE FULL CUT OFF WALL PACK

Fixture Type:

Project name:

Location:

Date:

Optional Accessories

Emergency Battery Backup:



Internal 8W Emergency Battery Backup

SKU: EMBK8W-CNP02

- Internal battery backup is pre-install by request
- 90 minutes emergency operation
- Provide up to 1100 lumen during emergency mode
- Suitable for 125W

Motion Sensor:



Internal PIR Motion Sensor

SKU: BL-PIR823-IN

- Passive infrared motion sensor pre-install by request
- Factory default setting: 100% sensitivity, Hold time 10 sec ,daylight sensor is 30 lux, Dimming level: 30%, Dimming time: 60mins.

Photocell:



Button Photocell

SKU: WPPC

- Photocell enables the fixtures to turn on at dusk and off at dawn.
- Reduce energy consumption and extends fixture life span.
- Factory internal pre-install by request.

High Voltage Step Down Transformer:



High Voltage Step Down Transformer

SKU: TRANS-480V

- Step down transformers
- Used when needing to take a higher 347-480V AC voltage down to lower 240V ac voltage.