

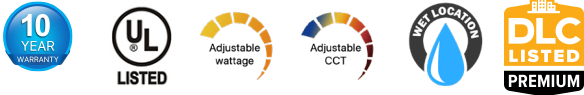
# FCWP4 Series

ARCHITECTURAL FULL CUTOFF WALL PACK

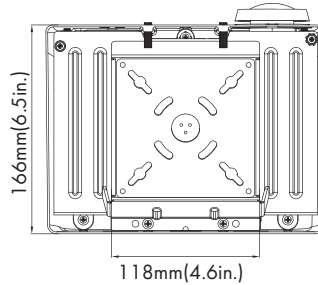
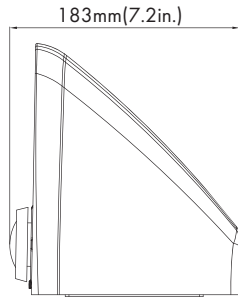
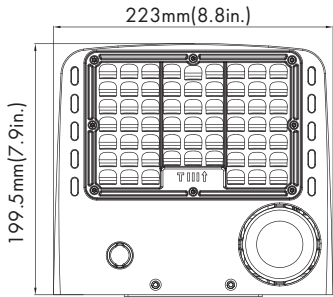
<b>Fixture Type:</b>
<b>Project Name</b>
<b>Location:</b>
<b>Date:</b>

## Features

- Innovative architectural full cutoff wall pack, designed with the latest LED technology.
- This cutting-edge luminaire offers long lasting, maintenance-free solution, delivering an impressive energy savings of up to 80% compared to metal halide.
- Featuring wattage selectable and 3CCT color temperature adjustable,allow you to customize the wattage and CCT on-site to suit your specific lighting needs.
- Premium powder coat dark bronze finish provides resistance to corrosion and weathering.
- PIR motion sensor and internal emergency battery backup available.
- Suitable for wet location



## Dimensions



Net Weight:  
45W: 5.92lb

## Specification

<b>Material</b>	Seal die casting aluminum housing	<b>Efficacy</b>	Up to 140 lm/W
<b>Lens</b>	UV stabilized optical grade polymer refractor lenses	<b>LED Life Span</b>	100,000 hrs
<b>Beam angle</b>	100 Degree	<b>Dimmable</b>	0-10V Dimming
<b>IColor Temp</b>	3CCT 3000K/4000K/5000K	<b>Lumen Package</b>	2,700 lm to 6,200 lm
<b>CRI</b>	70	<b>Warranty</b>	10 Years
<b>Input Voltage</b>	120-277V	<b>Ambient Operation Temperature</b>	-40°C (-40°F) ~45°C (113°F)
<b>Installation</b>	Wall mount	<b>Listing</b>	UL Listed Wet location listed

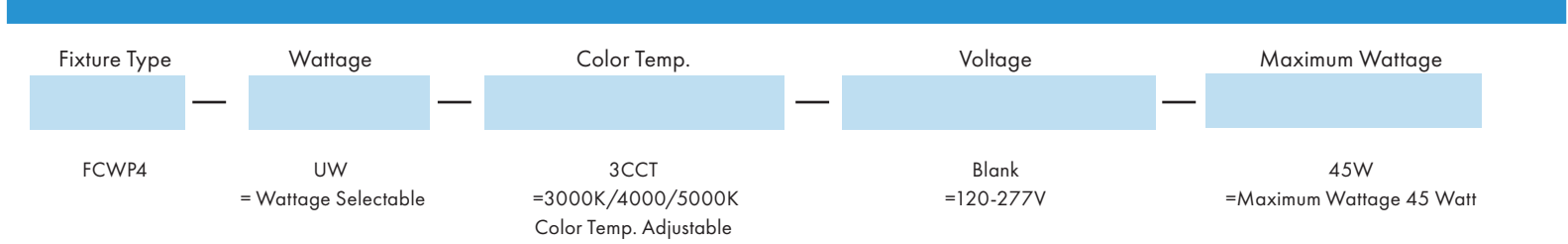
# FCWP4 Series

ARCHITECTURAL FULL CUTOFF WALL PACK

<b>Fixture Type:</b>
<b>Project Name</b>
<b>Location:</b>
<b>Date:</b>

## Ordering Guide

Example: FCWP4-UW3CCT-45W-EM8-MS01



## Optional Accessories

Emergency Battery Backup

Motion Sensor

Photocell



EM8  
(SKU:EMB8W-CNP02)  
= 8W Emergency battery backup, internal pre-install.

MS01  
(SKU:HD09V-PIR)  
= 12VDC Plug and Play PIR manually setup capable motion sensor 3.5mm audio plug

PC  
(SKU:WPPC)  
= Button photocell internal pre-install.

# FCWP4 Series

ARCHITECTURAL FULL CUTOFF WALL PACK

<b>Fixture Type:</b>
<b>Project Name</b>
<b>Location:</b>
<b>Date:</b>

## Product Information

FCWP4-45W	3000K			4000K		5000K	
	WATTAGE	LUMEN	EFFICACY	LUMEN	EFFICACY	LUMEN	EFFICACY
	45W	5800lm	129lm/W	6000lm	138lm/W	6200lm	133lm/W
	36W	4800lm	133lm/W	4900lm	142lm/W	5100lm	136lm/W
	27W	3700lm	137lm/W	3800lm	146lm/W	3950lm	141lm/W
	18W	2550lm	142lm/W	2600lm	150lm/W	2700lm	144lm/W

## FCWP4 Series

ARCHITECTURAL FULL CUTOFF WALL PACK

Fixture Type:

Project Name

Location:

Date:

### Optional Accessories

#### Emergency Battery Backup:



#### Internal 8W Emergency Battery Backup

**SKU: EMBK8W-CNP02**

- Internal battery backup is pre-install by request
- 90 minutes emergency operation
- Provide up to 1100 lumen during emergency mode

#### Motion Sensor:



#### PIR Plug and Play Manually Adjustable Motion Sensor 12V 3.5mm audio plug

**SKU:HD09V-PIR**

- 3.5mm audio plug passive infrared motion sensor.
- With daylight harvesting and photocell function.
- The rotating switch is built into the motion sensor and allows you to manually adjust the standby dimming level and hold time without needing a remote control.
- Default setting Detection Area - 100%, Hold time - 5S, Daylight Threshold disable Standby Period - OS, Standby Dimming Level - 10%
- Configure setting by remote control HD06R (sold separately)

#### Photocell:



#### Button Photocell

**SKU: WPPC**

- Photocell enables the fixture to turn on at dusk and off at dawn.
- Reduce energy consumption and extends fixture life span.
- Factory internal pre-install by request.