


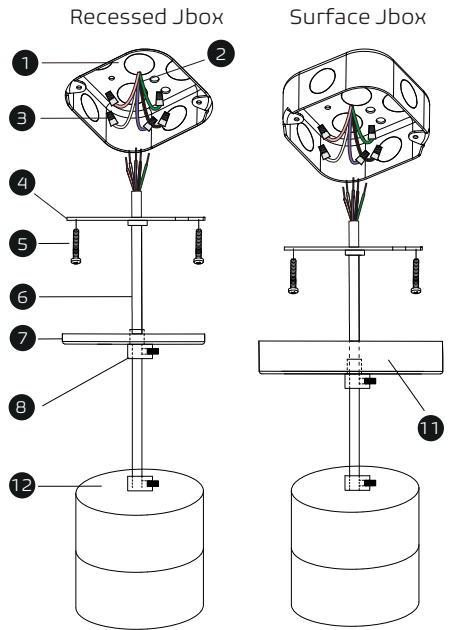
LED CYLINDER PENDANT

LED CYLINDER INSTALLATION INSTRUCTIONS

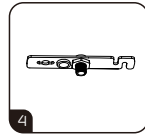


RISK OF FIRE AND ELECTRICAL SHOCK. FIXTURE MUST BE INSTALLED BY A QUALIFIED ELECTRICIAN ONLY IN ACCORDANCE WITH NATIONAL, LOCAL BUILDING AND ELECTRICAL CODES. DISCONNECT POWER AT ELECTRICAL PANEL BEFORE SERVICING.

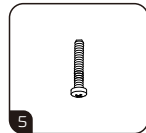
► 4" Pendant With Cable



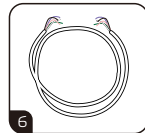
Wire Nut




Junction Box Crossbar



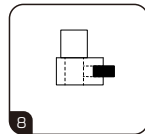
Screw PM4*22



Power Cord



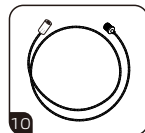
4" Canopy Power Feed



Cable Clip

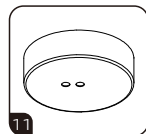
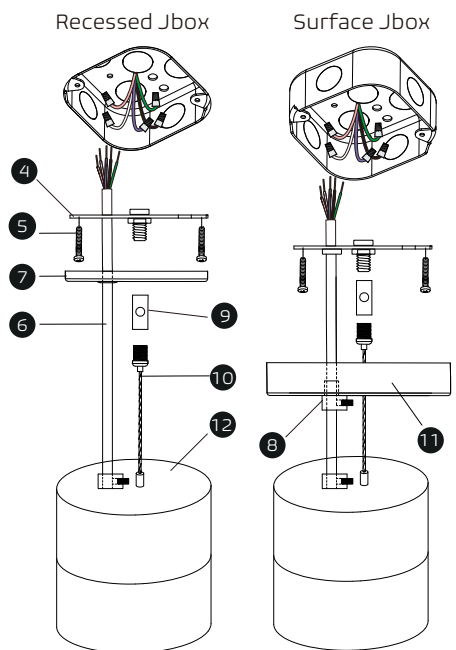


Cable Holder




Aircraft Cable

► 6" And 8" Pendant With Cable



6" Canopy Power Feed


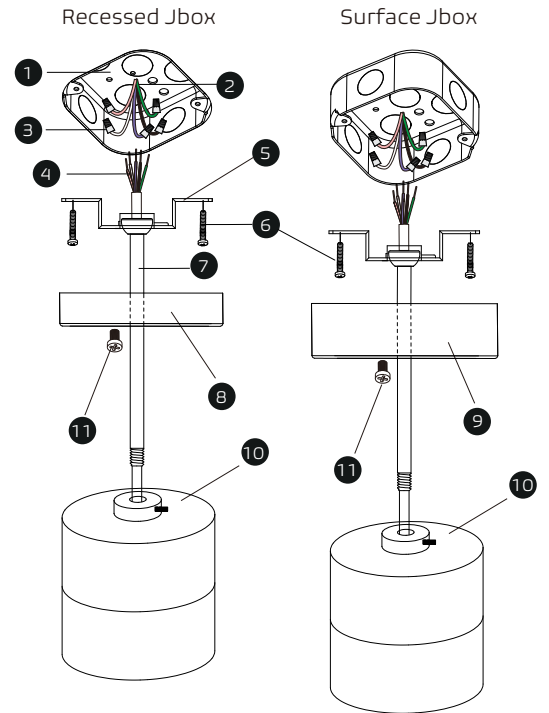


4" /6" /8" Lamp

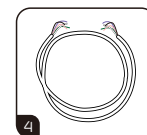
► PARTS

- 1 4" Octagon Junction Box (By Others)
- 2 Power Cord (By Others)
- 3 Wire Nut
- 4 Junction Box Crossbar
- 5 Screw PM4*22
- 6 Power Cord
- 7 4" Canopy Power Feed
- 8 Cable Clip
- 9 Cable Holder
- 10 Aircraft Cable
- 11 6" Canopy Power Feed
- 12 4" /6" /8" Lamp

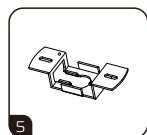
► Pendant With Stem



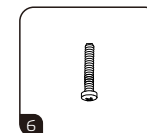
Wire Nut




Power Cord



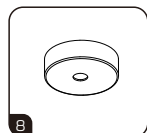
Junction Box Crossbar



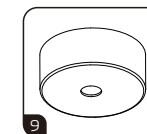
Screw PM4*22




Stem Kits



4" Stem Canopy Kits



6" Stem Canopy Kits



4" /6" /8" Lamp



Screw PM3*5

► PARTS

- 1 4" Octagon Junction Box (By Others)
- 2 Power Cord (By Others)
- 3 Wire Nut
- 4 Power Cord
- 5 Junction Box Crossbar
- 6 Screw PM4*22
- 7 Stem Kits
- 8 4" Stem Canopy Kits
- 9 6" Stem Canopy Kits
- 10 4" /6" /8" Lamp
- 11 Screw PM3*5