

LHB5 Series

LED Linear High Bay

Fixture Type:

Project Name

Location:

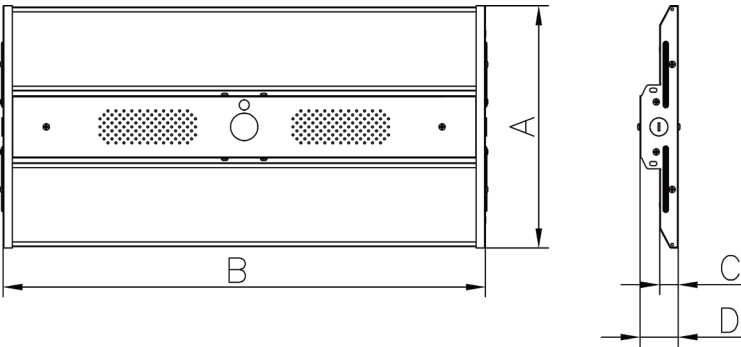
Date:

Features

- Enhance durability and thermal control through full-body construction with a centralized driver housing.
- Standard white polyester powder coat finish post-fabrication to enhance durability and inhibit rust.
- A presimatic lens offers additional protection and controls glare.
- 3 different size with wattage selectable function.
- Plug and play motion sensor and internal emergency battery backup available.
- Suitable for damp location.
- The LED driver built-in 6KV surge protector, it safeguards the entire lighting fixture from power surges cause by voltage spikes and current surges.



Dimensions



WATTAGE	A	B	C	D
400W	12.8"	45.67"	0.91"	2.08"
300W	12.8"	35.34"	0.91"	2.08"
220W	12.8"	23.76"	0.91"	2.08"

Specification

Material	Sheet metal housing	Efficacy	Up to 140 lm/W
Lens	Presimatic Lens	LED Life Span	50,000 hrs
Beam angle	100 degree	Dimmable	0-10V Dimming
IColor Temp	3CCT 3500K/4000K/5000K	Lumen Package	18,200 lm to 56,000 lm
CRI	70	Warranty	5 Years
Input Voltage	120-277V or 277-480V	Ambient Operation Temperature	-40C° (-40°F) ~45° (113°F)
Installation	Standard 6ft aircraft cable(included) Optional surface mount and extension chain is available. Optional 12ft air craft cable is available.	Listing	DLC Premium UL Listed Damp location listed

LHB5 Series

LED Linear High Bay

Fixture Type:

Project Name

Location:

Date:

Ordering Guide

Example: LHB5-UW3CCT-300W-EM25W-MS01-WG300W-SFM

Fixture Type	Wattage	Color Temp.	Voltage	Maximum Wattage
LHB5	UW = Wattage Selectable	3CCT =3500K/4000/5000K Color Temp. Adjustable	Blank =120-277V	220W =Maximum Wattage 220Watt
			HV =277-480V	300W = Maximum wattage 300 Watt
				400W =Maximum Wattage 400 Watt

Optional Accessories

Emergency Battery Backup	Motion Sensor	Wire Guard	Mounting
EM15 (SKU:EMBK-LHB5-15W) = 15W Emergency battery backup, internal pre-install.	MS01(Standard) (SKU:BL-ANT6-4T-PIR) = 12/24V Plug and play passive infrared motion sensor 3.5mm audio plug.	WG-220W (SKU:WG-LHB5-220W) = Wire guard for LHB5 220 Watt.	SFM (SKU:LHB5-SFM) = Surface mount kit
EM25 (SKU:EMBK-LHB5-25W) = 25W Emergency battery backup, internal pre-install.	MS02 (SKU:BL-ANT5-4T-MIC) = 12/24V Plug and play microwave motion sensor 3.5mm audio plug.	WG-300W (SKU:WG-LHB5-300W) = Wire guard for LHB5 300 Watt.	HC12 (SKU:HC-LHB12FT) =12FT Aircraft Cable
¹ HVEM30 = 30W Emergency battery backup for high voltage fixtures,external pre-install.	MS03 (SKU:HD09VR-PIR) =12VDC Plug and Play PIR manually setup capable motion sensor 3.5mm audio plug	WG-400W (SKU:WG-LHB5-400W) = Wire guard for LHB5 400 Watt.	
² EM40 (SKU:EMBK-LHB-40W) =40W Emergency battery backup, internal pre-install.			

Note: 1. HVEM30 is only suitable for 300W and 400W high voltage fixtures.
2. EM40 only suitable for 300W and 400W fixtures.

LHB5 Series

LED Linear High Bay

Fixture Type:
Project Name
Location:
Date:

Product Information

LHB5-UW3CCT-220W			3500K		4000K		5000K	
WATTAGE	LUMEN	EFFICACY	LUMEN	EFFICACY	LUMEN	EFFICACY	LUMEN	EFFICACY
220W	30360lm	138lm/W	30360lm	138lm/W	30800lm	140lm/W		
175W	24150lm	138lm/W	24150lm	138lm/W	24500lm	140lm/W		
130W	17940lm	138lm/W	17940lm	138lm/W	18200lm	140lm/W		

LHB5-UW3CCT-300W			3500K		4000K		5000K	
WATTAGE	LUMEN	EFFICACY	LUMEN	EFFICACY	LUMEN	EFFICACY	LUMEN	EFFICACY
300W	41400lm	138lm/W	41400lm	138lm/W	42000lm	140lm/W		
275W	37950lm	138lm/W	37950lm	138lm/W	38500lm	140lm/W		
255W	35190lm	138lm/W	35190lm	138lm/W	35700lm	140lm/W		

LHB5-UW3CCT-400W			3500K		4000K		5000K	
WATTAGE	LUMEN	EFFICACY	LUMEN	EFFICACY	LUMEN	EFFICACY	LUMEN	EFFICACY
400W	55200lm	138lm/W	55200lm	138lm/W	56000lm	140lm/W		
300W	41400lm	138lm/W	41400lm	138lm/W	42000lm	140lm/W		
220W	30360lm	138lm/W	30360lm	138lm/W	30800lm	140lm/W		

Fixture Type:

Project Name

Location:

Date:

Optional Accessories

Emergency Battery Backup:



Internal 15W Emergency Battery Backup

SKU: EMBK-LHB5-15W

- Internal battery backup is pre-install by request
- 90 minutes emergency operation
- Provide up to 2100 lumen during emergency mode



Internal 25W Emergency Battery Backup

SKU: EMBK-LHB5-25W


- Internal battery backup is pre-install by request
- 90 minutes emergency operation
- Provide up to 3500 lumen during emergency mode



Internal 40W Emergency Battery Backup

SKU: EMBK-LHB-40W

- Internal battery backup is pre-install by request
- 90 minutes emergency operation
- Provide up to 5,600 lumen during emergency mode



External 30W Emergency Battery Backup for High Voltage Fixture

- External battery backup is pre-install by request
- 90 minutes emergency operation
- Provide up to 4,200 lumen during emergency mode
- Only suitable for high voltage fixture

Fixture Type:

Project Name

Location:

Date:

Motion Sensor:



PIR Plug and Play Motion Sensor 12/24V 3.5mm audio plug

SKU:BL-ANT6-T4-PIR

- 3.5mm audio plug passive infrared motion sensor 12-24V DC
- Factory default setting: 100% sensitivity, Hold time 5min,Dimming level: 30%, Dimming time: 60mins.



Microwave Plug and Play Motion Sensor 12/24V 3.5mm audio plug

SKU: BL-ANT5-T4-MIC

- 3.5mm audio plug microwave motion sensor 12-24V DC
- Factory default setting: 100% sensitivity, Hold time 5min,Dimming level: 30%, Dimming time: 60mins.




PIR Plug and Play Manually Adjustable Motion Sensor 12V 3.5mm audio plug

SKU:HD09VR-PIR

- 3.5mm audio plug passive infrared motion sensor.
- With daylight harvesting and photocell function.
- The rotating switch is built into the motion sensor and allows you to manually adjust the standby dimming level and hold time without needing a remote control.

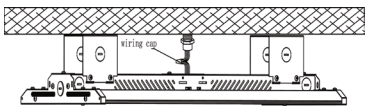
Wire Guard:



Wire Guard

- SKU: WG-LHB5-220W - Wire guard for 220W LHB5
- WG-LHB5-300W - Wire guard for 300W LHB5
- WG-LHB5-400W - Wire guard for 400W LHB5

Mounting Option:



Surface Mount Kit

SKU: LHB5-SFM

- Surface mount kit for use LHB5 fixture



12ft Aircraft Cable

SKU: HC-LHB-12FT

- 12ft aircraft cable for suspended mount.