

# SP1 Series

LED (4ft)Low Bay / (8ft) High Bay/Strip Light

<b>Fixture Type:</b>
<b>Project Name:</b>
<b>Location:</b>
<b>Date:</b>

## Features

- LED and 4' Low Bay/ 8' High Bay/strip light
- Aluminum housing with white coat finish
- Frosted white diffuser lens
- Wattage selectable 4' 30/35/40W or 8' 60/70/80W
- 3CCT color temperature adjustable 3500K/4000K/5000K
- 155 lumen per watt
- Universal 100-277V input voltage
- Standard surface mount, optional pendant mount (hanging cable sold separately)
- Optional motion sensor and emergency battery backup

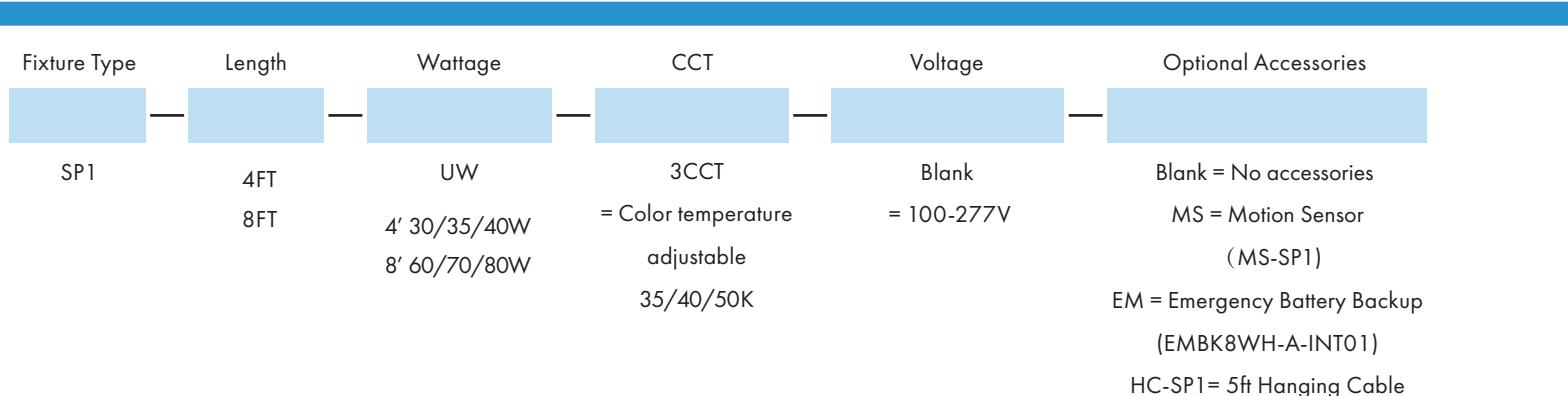


## Product Performance Standard

<b>Size</b>	4FT/8FT	<b>Dimming</b>	0-10V Dimming
<b>Weight</b>	8 lb	<b>Life Span</b>	50,000 Hrs
<b>Color Temp</b>	3CCT 35/40/50K	<b>Efficacy</b>	155 lm/W
<b>CRI</b>	80	<b>Warranty</b>	5 Years
<b>Input Voltage</b>	100-277V	<b>Ambient Operation Temperature</b>	-13°C (-4°F) ~ 40° (104°F)

## Ordering Guide

Example: SP1 -8FT UW 3CCT



# SP1 Series

LED (4ft) Low Bay / (8ft) High Bay / Strip Light

**Fixture Type:**

**Project Name:**

**Location:**

**Date:**

## Product Information

5000K			
LENGTH	WATTAGE	LUMEN	EFFICACY
4'	30W	4,650lm	155lm/W
	35W	5,425lm	155lm/W
	40W	6,200lm	155lm/W

5000K			
LENGTH	WATTAGE	LUMEN	EFFICACY
8'	60W	9,300lm	155lm/W
	70W	10,850lm	155lm/W
	80W	12,400lm	155lm/W

## Optional Accessories



### Motion Sensor

- SKU: MS-SP1
- Internal motion sensor is pre-installed by request



### Emergency Battery Backup

- SKU: EMBK8WH-A-INT01
- Internal battery backup is pre-installed by request
- Delivery 1000 lumen for 90 minutes emergency operation



### Alignment Bracket

- Bracket to connect two fixtures together

For the accessories detail, please visit [www.lironlighting.com/product\\_categories/add-on-accessories](http://www.lironlighting.com/product_categories/add-on-accessories)




# SP1 Series

LED (4ft)Low Bay / (8ft) High Bay/Strip Light

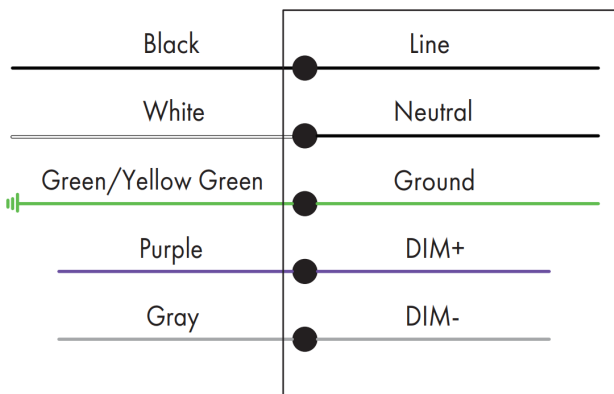
<b>Fixture Type:</b>
<b>Project Name:</b>
<b>Location:</b>
<b>Date:</b>

## Dimensions



Mode	size	A (inch)(mm)	B (inch)(mm)	C (inch)(mm)
SP1	4FT	48.03" 1220mm	3.28" 82mm	3.28" 82mm
SP1	8FT	95.98 " 2438mm	3.28" 82mm	3.28" 82mm

## Wiring Diagram



Scan the QR code or visit [www.lironlighting.com/product/SP3](http://www.lironlighting.com/product/SP3) for the complete installation guide.