

# UPK1 Series

Wattage & CCT Adjustable Area Light

<b>Fixture Type:</b>
<b>Project Name</b>
<b>Location:</b>
<b>Date:</b>

## Features

- Long lasting, energy-efficient solution for the one-for-one replacement of existing metal halide lighting.
- Low profile design, 3G vibration rated compact design minimizes wind load requirements.
- Easy field wattage and color temperature adjustable.
- Delivers from 9,600 lm to 46,000 lm and is ideal for replace up to 1000 W MH.
- Single piece rugged die cast aluminum housing has integral heat sink fins to optimize thermal management thorough conductive and convective cooling
- Built-in 10KA surge protection, ensuring optimal safety and longevity for the electrical devices.
- Multiple mounting options: round pole/square pole, slipfitter, wall mount, trunnion mount and adjustable arm mount are available.
- Optional accessories photocell and motion sensor are available.
- Optional glare shield for reduced pixilation and increased visual comfort.



140W/180W



300W



## Specification

<b>Housing</b>	Rugged die-cast aluminum housing	<b>Efficacy</b>	Up to 167 lm/W
<b>Lens</b>	Precision acrylic lens	<b>LED Life Span</b>	100,000 Hrs
<b>Distribution Type</b>	Type II/III/IV/V	<b>Dimmable</b>	0-10V Dimmable
<b>Color Temp</b>	3CCT 3000K/4000K/5000K	<b>Lumen Package</b>	9,400 lm to 46,000lm
<b>CRI</b>	70	<b>Warranty</b>	10 Years
<b>Input Voltage</b>	120-277V or 277-480V	<b>Ambient Operation Temperature</b>	-40C° (-40°F) ~45° (113°F)
<b>Installation</b>	Pole mount/wall mount, slipfitter mount/trunnion mount/ adjustable pole mount	<b>Listing</b>	DLC Premium UL Listed Wet Location

# UPK1 Series

Wattage & CCT Adjustable Area Light





<b>Fixture Type:</b>
<b>Project Name</b>
<b>Location:</b>
<b>Date:</b>

## Ordering Guide Example: UPK1- UW3CCT - 300W-3-BK-AM

SKU	Wattage	Color Temp.	Voltage	Wattage Options	Optical	Finish <sup>1</sup>	Mounting
UPK1	UW	3CCT	Blank	140W	2	Blank	WM
	=Wattage selectable	= Color Temp adjustable 30/40/50K	= 120-277V HV = 277-480V	=Max Wattage 140W 180W = Max Wattage 180W 300W =Max Wattage 300W	=Type II 3 = Type III 4 = Type IV 5 = Type V	= Dark Bronze  <b>Premium Finish:</b> BK = Black WH =White SG =Silver Grey	= Wall Mount AM = Arm mount SP = Slipfitter TM = Trunnion Mount JAM = Adjustable Square Mount

Note: 1. Standard color finish is dark bronze. Premium color finish incur on additional cost, consult factory for the availability.

### Optional accessories:

Photocell	Motion Sensor	Glare Shield	Multi direction Arm Mount
			
<p>PC (SKU:ALPC) =Twist lock photocell</p> <p>HVPC (SKU:ALPC-HV) = Twist lock photocell for high voltage</p>	<p>MS01 (SKU:BL-ANT6-4T-PIR)(Default) = 12/24V Plug and play passive infrared motion sensor.</p> <p>MS02 (SKU:BL-ANT5-4T-MIC) = 12/24V Plug and play microwave motion sensor.</p> <p>MS03 (SKU:BL-PIR823-IN) = 120-277V passive infrared motion sensor.</p>	<p>GS-M (SKU: Glareshield-APK-M) = Glare shield for 140W &amp; 180W</p> <p>GS-L (SKU: Glareshield-APK-L) = Glare shield for 300W &amp; 400W</p> <p>FGS-M (SKU: Glareshield-APK-M-FULL) = Full glare shield for 140W &amp; 180W</p> <p>FGS-L (SKU: Glareshield-APK-L-FULL) =Full glare shield for 300W &amp; 400W</p>	<p><sup>1</sup>UNVPK (SKU:UNVPK) = Multi direction arm mount adapter</p>

Note: 1. UNVPK is only suitable for wall mount and arm mount.

# UPK1 Series

Wattage & CCT Adjustable Area Light

**Fixture Type:**

**Project Name**

**Location:**

**Date:**

## Product Information

### UPK1-140W-TYPE II

WATTAGE	Dist.Type	3000K		4000K		5000K	
		LUMEN	EFFICACY	LUMEN	EFFICACY	LUMEN	EFFICACY
140W	II	20000lm	147 lm/W	23000 lm	164lm/W	21000 lm	150lm/W
120W	II	18000 lm	150 lm/W	20000 lm	167lm/W	18500 lm	154lm/W
90W	II	13800 lm	153 lm/W	15200 lm	169lm/W	14200 lm	158lm/W
60W	II	9400 lm	157 lm/W	10300 lm	172lm/W	9700 lm	162lm/W

### UPK1-140W-TYPE III

WATTAGE	Dist.Type	3000K		4000K		5000K	
		LUMEN	EFFICACY	LUMEN	EFFICACY	LUMEN	EFFICACY
140W	III	20000lm	147 lm/W	23000 lm	164lm/W	21000 lm	150lm/W
120W	III	18000 lm	150 lm/W	20000 lm	167lm/W	18500 lm	154lm/W
90W	III	13800 lm	153 lm/W	15200 lm	169lm/W	14200 lm	158lm/W
60W	III	9400 lm	157 lm/W	10300 lm	172lm/W	9700 lm	162lm/W

### UPK1-140W-TYPE IV

WATTAGE	Dist.Type	3000K		4000K		5000K	
		LUMEN	EFFICACY	LUMEN	EFFICACY	LUMEN	EFFICACY
140W	IV	20000lm	147 lm/W	23000 lm	164lm/W	21000 lm	150lm/W
120W	IV	18000 lm	150 lm/W	20000 lm	167lm/W	18500 lm	154lm/W
90W	IV	13800 lm	153 lm/W	15200 lm	169lm/W	14200 lm	158lm/W
60W	IV	9400 lm	157 lm/W	10300 lm	172lm/W	9700 lm	162lm/W

### UPK1-140W-TYPE V

WATTAGE	Dist.Type	3000K		4000K		5000K	
		LUMEN	EFFICACY	LUMEN	EFFICACY	LUMEN	EFFICACY
140W	V	21000lm	150 lm/W	23500 lm	1168lm/W	21500 lm	154lm/W
120W	V	18500 lm	154 lm/W	20500 lm	171lm/W	19000 lm	158lm/W
90W	V	14000 lm	156 lm/W	15600 lm	172lm/W	14500 lm	161lm/W
60W	V	9600 lm	160 lm/W	10500 lm	175lm/W	10000 lm	167lm/W

# UPK1 Series

Wattage & CCT Adjustable Area Light

**Fixture Type:**

**Project Name**

**Location:**

**Date:**

## UPK1-180W-TYPE II

WATTAGE	Dist.Type	3000K		4000K		5000K	
		LUMEN	EFFICACY	LUMEN	EFFICACY	LUMEN	EFFICACY
180W	II	24800 lm	138 lm/W	27000 lm	150lm/W	25200 lm	140lm/W
144W	II	20200 lm	140 lm/W	22000 lm	153lm/W	20600 lm	143lm/W
108W	II	15300 lm	142 lm/W	16800 lm	156lm/W	15700 lm	145lm/W
72W	II	10500 lm	146 lm/W	11500 lm	160lm/W	10800 lm	150lm/W

## UPK1-180W-TYPE III

WATTAGE	Dist.Type	3000K		4000K		5000K	
		LUMEN	EFFICACY	LUMEN	EFFICACY	LUMEN	EFFICACY
180W	III	24800 lm	138 lm/W	27000 lm	150lm/W	25200 lm	140lm/W
144W	III	20200 lm	140 lm/W	22000 lm	153lm/W	20600 lm	143lm/W
108W	III	15300 lm	142 lm/W	16800 lm	156lm/W	15700 lm	145lm/W
72W	III	10500 lm	146 lm/W	11500 lm	160lm/W	10800 lm	150lm/W

## UPK1-180W-TYPE IV

WATTAGE	Dist.Type	3000K		4000K		5000K	
		LUMEN	EFFICACY	LUMEN	EFFICACY	LUMEN	EFFICACY
180W	IV	24800 lm	138 lm/W	27000 lm	150lm/W	25200 lm	140lm/W
144W	IV	20200 lm	140 lm/W	22000 lm	153lm/W	20600 lm	143lm/W
108W	IV	15300 lm	142 lm/W	16800 lm	156lm/W	15700 lm	145lm/W
72W	IV	10500 lm	146 lm/W	11500 lm	160lm/W	10800 lm	150lm/W

## UPK1-180W-TYPE V

WATTAGE	Dist.Type	3000K		4000K		5000K	
		LUMEN	EFFICACY	LUMEN	EFFICACY	LUMEN	EFFICACY
180W	V	25500 lm	138 lm/W	28000 lm	150lm/W	26000 lm	140lm/W
144W	V	20800 lm	140 lm/W	22800 lm	153lm/W	21000 lm	143lm/W
108W	V	15800 lm	146 lm/W	17300 lm	160lm/W	16200 lm	150lm/W
72W	V	10800 lm	150 lm/W	11800 lm	164lm/W	11000 lm	153lm/W

## UPK1 Series

Wattage & CCT Adjustable Area Light

**Fixture Type:**

**Project Name**

**Location:**

**Date:**

### UPK1-300W-TYPE II

WATTAGE	Dist.Type	3000K		4000K		5000K	
		LUMEN	EFFICACY	LUMEN	EFFICACY	LUMEN	EFFICACY
300W	II	41000 lm	137 lm/W	45000 lm	150lm/W	42000 lm	140lm/W
240W	II	33600 lm	140 lm/W	37000 lm	154lm/W	34500 lm	144lm/W
180W	II	26000 lm	144 lm/W	28600 lm	159lm/W	26600 lm	148lm/W
120W	II	18000 lm	150 lm/W	20000 lm	167lm/W	18500 lm	154lm/W

### UPK1-300W-TYPE III

WATTAGE	Dist.Type	3000K		4000K		5000K	
		LUMEN	EFFICACY	LUMEN	EFFICACY	LUMEN	EFFICACY
300W	III	41000 lm	137 lm/W	45000 lm	150lm/W	42000 lm	140lm/W
240W	III	33600 lm	140 lm/W	37000 lm	154lm/W	34500 lm	144lm/W
180W	III	26000 lm	144 lm/W	28600 lm	159lm/W	26600 lm	148lm/W
120W	III	18000 lm	150 lm/W	20000 lm	167lm/W	18500 lm	154lm/W

### UPK1-300W-TYPE IV

WATTAGE	Dist.Type	3000K		4000K		5000K	
		LUMEN	EFFICACY	LUMEN	EFFICACY	LUMEN	EFFICACY
300W	IV	41000 lm	137 lm/W	45000 lm	150lm/W	42000 lm	140lm/W
240W	IV	33600 lm	140 lm/W	37000 lm	154lm/W	34500 lm	144lm/W
180W	IV	26000 lm	144 lm/W	28600 lm	159lm/W	26600 lm	148lm/W
120W	IV	18000 lm	150 lm/W	20000 lm	167lm/W	18500 lm	154lm/W

### UPK1-300W-TYPE V





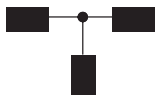
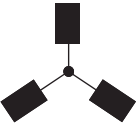

WATTAGE	Dist.Type	3000K		4000K		5000K	
		LUMEN	EFFICACY	LUMEN	EFFICACY	LUMEN	EFFICACY
300W	V	42500 lm	142 lm/W	46000 lm	153lm/W	42000 lm	145lm/W
240W	V	34500 lm	144 lm/W	38000 lm	158lm/W	35500 lm	148lm/W
180W	V	26600 lm	148 lm/W	29700 lm	165lm/W	27500 lm	153lm/W
120W	V	18500 lm	154 lm/W	20800 lm	173lm/W	19000 lm	158lm/W

# UPK1 Series

Wattage & CCT Adjustable Area Light

<b>Fixture Type:</b>
<b>Project Name</b>
<b>Location:</b>
<b>Date:</b>

## EPA OF AREA LIGHT

Item							
	1	2 @90°	2 @120°	2@180°	3 @90°	3 @120°	4 @90°
140W/180W	0.3632	0.6849	0.8861	0.7264	1.0481	1.2078	1.0481
300W	0.4758	0.8091	1.059	0.9516	1.2849	1.3923	1.2849

## BUG

WATTAGE	DIST.TYPE	B	U	G
140W	II	3	0	3
180W	II	4	0	3
300W	II	5	0	4

WATTAGE	DIST.TYPE	B	U	G
140W	III	3	0	3
180W	III	3	0	3
300W	III	4	0	4

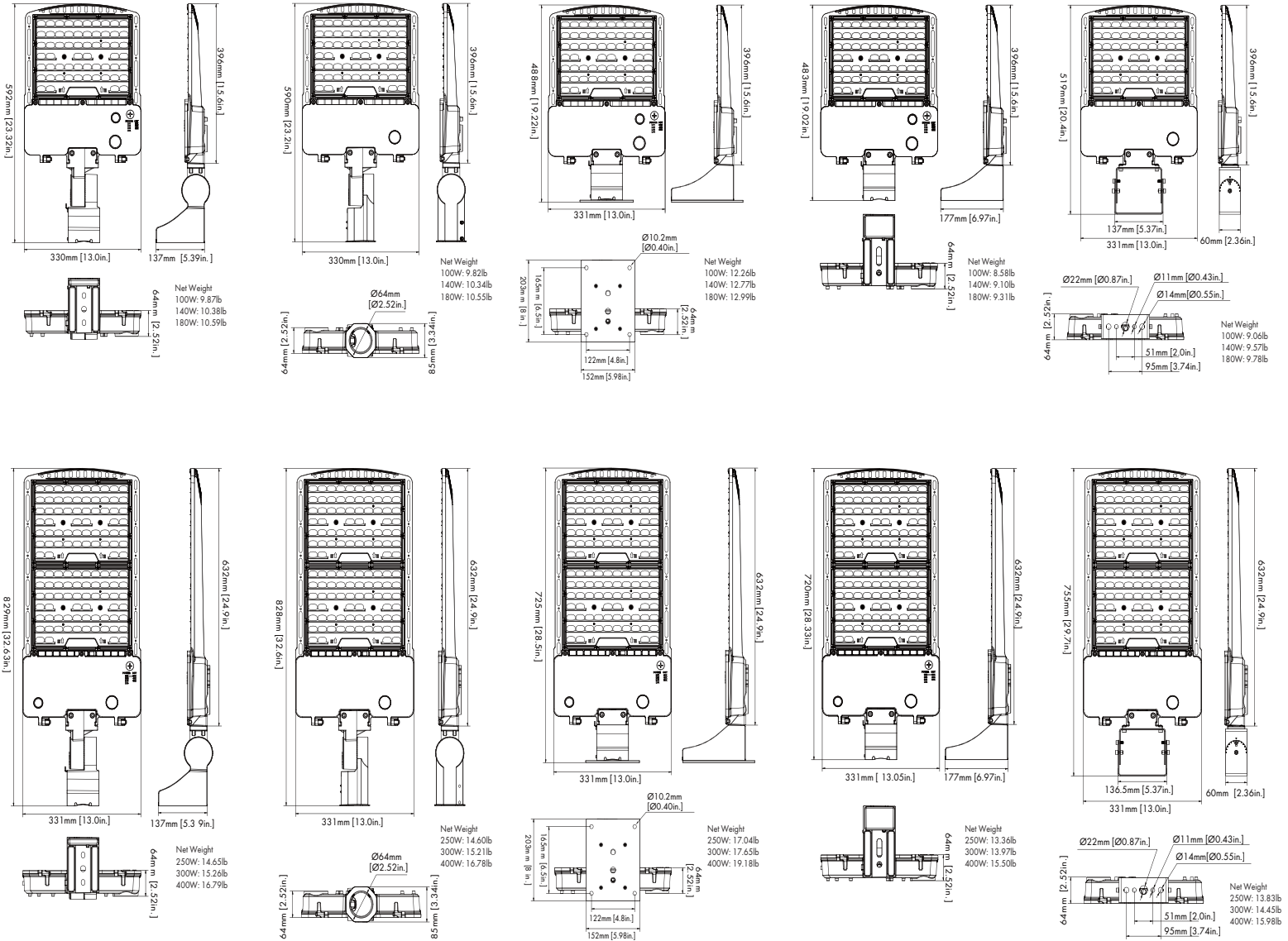
WATTAGE	DIST.TYPE	B	U	G
140W	IV	3	0	3
180W	IV	3	0	3
300W	IV	4	0	4

WATTAGE	DIST.TYPE	B	U	G
140W	V	4	0	3
180W	V	4	0	2
300W	V	5	0	4

# UPK1 Series

Wattage & CCT Adjustable Area Light

## Dimensions



# UPK1 Series

Wattage & CCT Adjustable Area Light

**Fixture Type:**

**Project Name**

**Location:**

**Date:**

## Optional Accessories



### Standard Voltage 120-277V Photocell

- SKU: ALPC
- Twist lock photocell



### High Voltage 277-480V Photocell

- SKU: ALPC-HV
- Twist lock photocell



### Infrared plug and play motion sensor 12/24V (Standard)

- SKU: BL-ANT6-4T-PIR
- Passive Infrared plug and play motion sensor.
- Suitable for 120-277V and 277-480V fixtures.



### Microwave plug and play motion sensor 12/24V

- SKU: BL-ANT5-4T-PIR
- Microwave motion sensor
- Suitable for 120-277V and 277-480V fixtures.



### Glare Shield

- SKU: Glareshield-APK-M/Glareshield-APK-L



### Full Glare Shield

- SKU: Glareshield-APK-M-FULL/Glareshield-APK-L-FULL



### Multi Direction Mount ( For wall mount & arm mount use only)

- SKU: UNVPK
- Adjustable universal mount allow custom the beam direction.



# UPK1 Series

Wattage & CCT Adjustable Area Light

<b>Fixture Type:</b>
<b>Project Name</b>
<b>Location:</b>
<b>Date:</b>

## Mounting Options



**Arm Mount**  
 (4" and 5" Square and Round poles)  
 Standard versatile mounting arm is simple to install and can be used with existing poles for retrofit installations.



**Slipfitter Mount**  
 An optional cast aluminum mast arm adapter secures fixture head to nominal 2-3/8" O.D. Horizontal steel tenon arm.



**Wall Mount**  
 Wall Mount is easy to install for direct wall mounting with 1/2' conduit wiring or standard J-box mounting

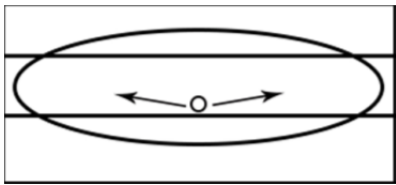


**Yoke Mount**  
 Die-cast aluminum trunnion is easily adapted to many surfaces and allows easy fixture aiming angles.

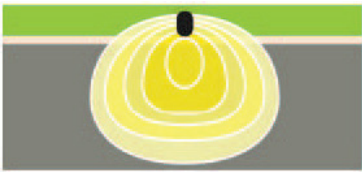


**Adjustable Arm Mount**  
 Standard versatile mounting arm is simple to install and can be used with existing poles for retrofit installations.

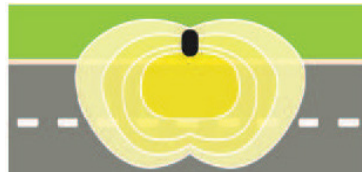
## Distribution Type




Type 2 - Optics is typically used for narrow roadways, and any driving area where a narrow longitudinal throw is required.



Type 3 - Optics produce an asymmetrical pattern that directs the majority of the light forward and equally on both sides of the luminaire. In a back to back configuration, it creates a rectangular pattern which can extend pole spacing.



Type 4 - Suitable for applications where light is primarily required forward with minimal back light. Typical installations include perimeter poles



Type 5 - Optics produce a symmetrical square distribution pattern that distributes light equally on all sides of the luminaire.