

# CSP2-BU Series

LED Flush Mount Downlight with Emergency Battery Backup

**Fixture Type:**

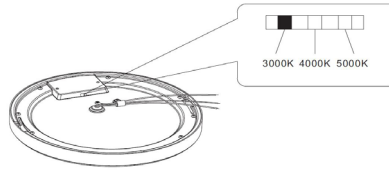
**Project Name:**

**Location:**

**Date:**

## Features

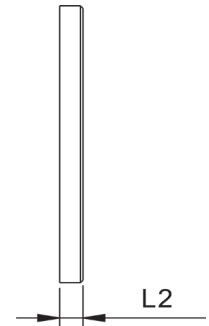
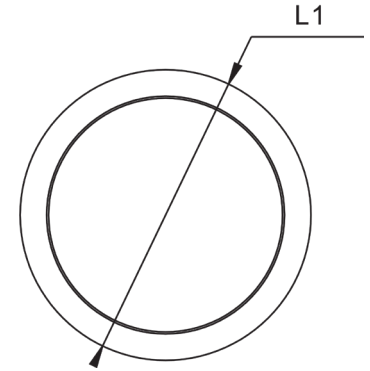
- 7"/9" slim flush mount downlight
- Built-in test button
- Suitable for 12W emergency battery Jbox
- 3CCT color temperature adjustable 30/40/50K
- Polycarbonate engineering plastic housing
- Durable polycarbonate Lens
- Triac dimming
- Suitable for damp location
- Easy installation for flush mount to most standard J-box



## Product Performance Standard

<b>Size</b>	7"/9"	<b>Power Factor</b>	90%
<b>Weight</b>	0.6lb/1lb	<b>Life Span</b>	50,000 Hrs
<b>Mounting</b>	Flush Mount	<b>Dimmable</b>	Triac Dimming
<b>Color Temp</b>	3CCT	<b>Efficacy</b>	Up to 80 lm/W
<b>CRI</b>	80	<b>Warranty</b>	5 Years
<b>Input Voltage</b>	120V	<b>Ambient Operation Temperature</b>	-15°C (-4°F) ~ 40° (104°F)

## Dimensions



	12W	18W
L1	7.09"	8.86"
L2	0.75"	0.75"

## Ordering Guide

Example: CSP2 7IN15W 3CCT

Fixture Type	Size & Wattage	Color Temp.	Voltage	Finish	EM Test Button	EM
CSP2	7IN15W = 7inch 15Watt 9IN18W = 9inch 18Watt	3CCT = 30/40/50K (Color Temperature Adjustable)	Blank = 120V	Blank = White	BU = Emergency Battery capable	EMJB-12W02 =Emergency JBOX

# CSP2-BU Series

LED Flush Mount Downlight with Emergency Battery Backup

<b>Fixture Type:</b>
<b>Project Name:</b>
<b>Location:</b>
<b>Date:</b>

## Product Information

		3000K		4000K		5000K	
WATTAGE	LUMEN	EFFICACY	LUMEN	EFFICACY	LUMEN	EFFICACY	
15W	900lm	75lm/W	936lm	78lm/W	960lm	80lm/W	
18W	1350lm	75lm/W	1404lm	78lm/W	1440lm	80lm/W	

## Optional Accessories



### Jbox Emergency Battery Backup

- SKU: EMJB-12W02
- Internal battery backup is field install
- Delivery up to 960 lumen for 90 minutes emergency operation

For the accessories detail, please visit [www.lironlighting.com/product\\_categories/add-on-accessories](http://www.lironlighting.com/product_categories/add-on-accessories)