

SP2 Series

LED Strip Light

Fixture Type:

Project Name:

Location:

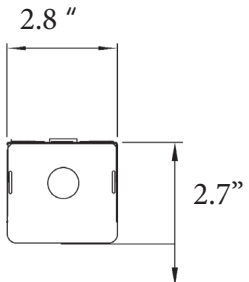
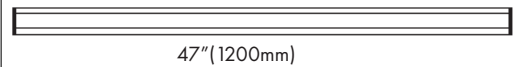
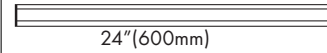
Date:

Features

- LED 2' and 4' strip light
- Durable cold rolled steel housing whit white coat finish
- Frosted white diffuser lens
- Wattage selectable
- 3CCT color temperature adjustable 3000K/4000K/5000K
- 130 lumens per watt
- Universal 120-277V input voltage
- Surface mount or suspension mount (1FT chain hanger included)
- 4ft to 8ft row connector available
- Optional motion sensor and emergency battery backup available



Dimensions



Product Performance Standard

| | | | |
|----------------------|----------------|--------------------------------------|-------------------------------|
| Size | 2FT /4FT | Dimming | 0-10V Dimming |
| Weight | 4 lb/6 lb | Life Span | 50,000 Hrs |
| Color Temp | 3CCT 30/40/50K | Efficacy | 130 lm/W |
| CRI | 80 | Warranty | 5 Years |
| Input Voltage | 120-277V | Ambient Operation Temperature | -13C° (-4°F) ~ 40° (104°F) |

Ordering Guide

Example: SP2-4FTUW3CCT

| Fixture Type | Length | Wattage | CCT | Voltage | Optional Accessories |
|--------------|------------|------------------------------------|--|------------------|--|
| SP2 | 2FT 4FT | UW 2' 15/20/25W 4' 27/36/45W | 3CCT = Color temperature adjustable 30/40/50K | Blank = 100-277V | Blank = No accessories EXMS =External Motion Sensor (BL-PIR819-EX) INMS=Internal Motion Sensor (BL-810MW-IN) EM = Emergency Battery Backup RC-SP2 = Row Connector 6FT Aircraft Cable WG-SP2=Wire Guard |

| |
|----------------------|
| Fixture Type: |
| Project Name: |
| Location: |
| Date: |

Product Information

| | 3000K | | | 4000K | | 5000K | |
|--------|---------|--------|----------|--------|----------|--------|----------|
| LENGTH | WATTAGE | LUMEN | EFFICACY | LUMEN | EFFICACY | LUMEN | EFFICACY |
| 2' | 15W | 1905lm | 127lm/W | 1920lm | 128lm/W | 1950lm | 130lm/W |
| | 20W | 2540lm | 127lm/W | 2560lm | 128lm/W | 2600lm | 130lm/W |
| | 25W | 3175lm | 127lm/W | 3200lm | 128lm/W | 3250lm | 130lm/W |

| | 3000K | | | 4000K | | 5000K | |
|--------|---------|-------|----------|-------|----------|--------|----------|
| LENGTH | WATTAGE | LUMEN | EFFICACY | LUMEN | EFFICACY | LUMEN | EFFICACY |
| 4' | 27W | 3429 | 127lm/W | 3456 | 128lm/W | 4550lm | 130lm/W |
| | 36W | 4572 | 127lm/W | 4608 | 128lm/W | 5200lm | 130lm/W |
| | 45W | 5715 | 127lm/W | 5760 | 128lm/W | 5850lm | 130lm/W |

Optional Accessories



Internal Motion Sensor

- SKU: BL-810MW-IN
- Internal motion sensor is pre-installed by request



External Motion Sensor

- SKU: BL-PIR819-EX
- External motion sensor is pre-installed by request



Internal 8W Emergency Battery Backup

SKU: EMBK8W-CNP02

- Internal battery backup is pre-install by request
- 90 minutes emergency operation
- Provide up to 1100 lumen during emergency mode



Row Connector 4ft to 8ft

- SKU: RC-SP2-4FTUW3CCT
- To convert a 4ft fixture to 8ft fixture

SP2 Series

LED Low Bay/Strip Light

Fixture Type:

Project Name:

Location:

Date:



Wire Guard

-SKU: WG-SP2



1FT Chain Hanger

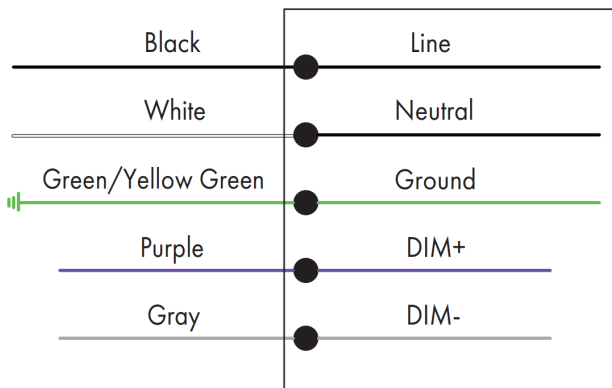
- Included



6FT aircraft cable

- SKU: AircraftCable-VT4/SP2-6FT

Wiring Diagram



Scan the QR code or visit www.lironlighting.com/product/SP2 for the complete installation guide.