

HZH Series Hazardous Location Fixture

Fixture Type:

Project Name:

Location:

Date:

Features

- Copper-free aluminum housing with tempered glass lens
- High quality SMT LED and Meanwell driver
- Heavy duty and high impact resistance
- Gray epoxy powder coat finish
- Rugged housing with superior thermal design translates to long luminaire life
- Integrated junction box for driver
- 0-10V dimming
- Marine rating powder coated finish treatment
- Standard U bracket for ceiling mount/wall mount/pole mount, pendant mount/chain mount available
- Choice of glass or polycarbonate lens for different application
- Fixture operates safely in high ambient temperatures 40°F to 149°F(-40°C to 65°C)

Certification

- UL 844 Hazardous locations
- Class I Division 2, Group A, B, C, D
- Class II Division 2, Group F, G
- Class III
- Class I, Zone 2, Group IIC
- Class II, Zone 21, Group IIIC
- UL 1598 Wet Locations
- UL 1598A Marine Outside Type
- UL 924 Emergency Lighting



Ordering Guide

HZH1 (20W/40W)



HZH2 (40W/60W/80W)



Fixture Type	Wattage	Color Temp.	Voltage	Dimming	Beam Angle
HZH1	20W	35K = 3500K	Blank = 100-277V	DIM = 0-10V	D120 = 120°
	40W	40K = 4000K	HV = 200-480V		
		50K = 5000K			
HZH2	40W	Mounting Option			
	60W	Blank = Ceiling mount/wall mount/pole mount			
	80W	PEM = Pendant Mounting CHM = Chain Mounting			



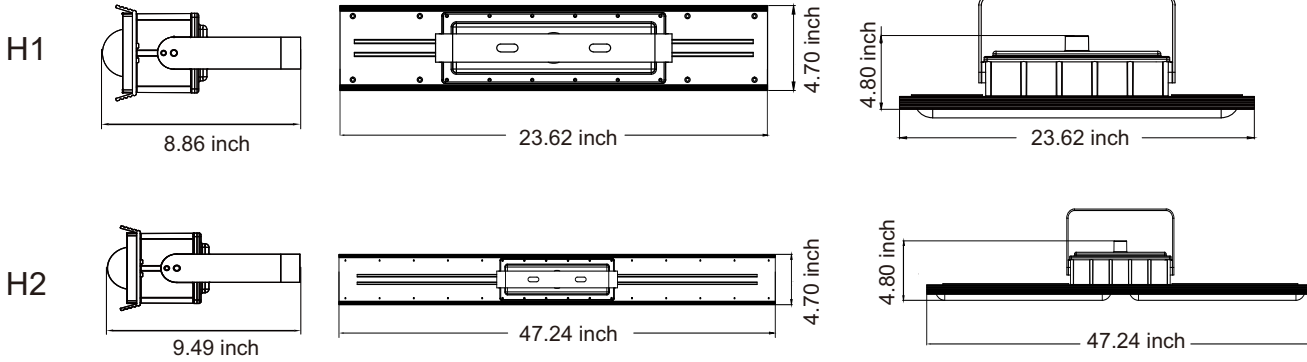
Fixture Type:

Project Name:

Location:

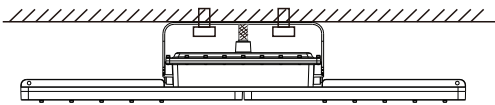
Date:

Dimension

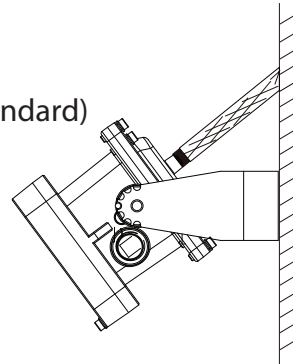


Mounting

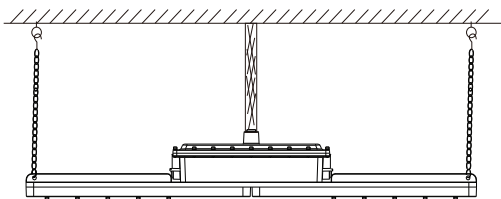
Ceiling Mount(Standard)



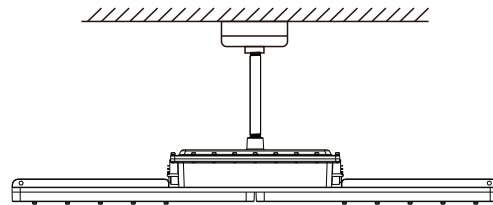
Wall Mount(Standard)



Chain Mount(Optional)



Pendent Mount(Optional)





HZH Series Hazardous Location Fixture

Fixture Type:

Project Name:

Location:

Date:

Performance Data

5000K				
SERIES	WATTAGE	VOLTAGE	LUMEN	EFFICACY
HZH1	20W	100-277V	2800 lm	140 lm/W
	40W	100-277V	5600 lm	140 lm/W
HZH2	40W	100-277V	5600 lm	140 lm/W
	60W	100-277V	8400 lm	140 lm/W
	80W	100-277V	12000 lm	140 lm/W



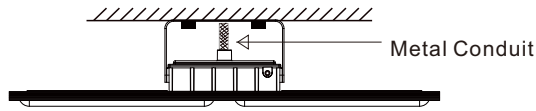
Fixture Type:

Project Name:


Location:

Date:

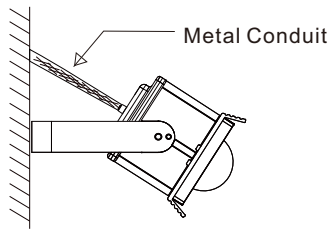
• Option 1: Ceiling Mounting




• Accessory




• Option 2: Wall Mounting



• Accessory



• Option 3: Pole Mounting



• Accessory



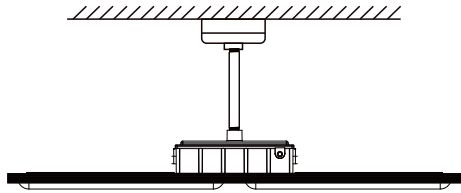
Fixture Type:

Project Name:

Location:

Date:

• Option 4: Pendant Mounting



• Accessories

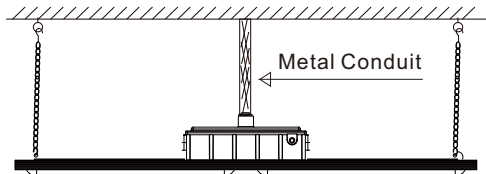


Junction Box
EX-HD51-KB1



Pole
Ex-Straight Pipe

• Option 5: Chain Mounting



• Accessories



Pendant Chain
Ex-Straight Chain



Metal Conduit
EX-NG