

# LHB4 Series

LED Wattage & 2CCT Selectable Linear High Bay

**Fixture Type:**

**Project Name:**

**Location:**

**Date:**

## Features

- Durable extruded aluminum housing LED linear high bay
- Lumen packages ranging from 12000 lumen to 30000lm
- Wattage selectable 86W/129W/172W/210W
- Color temperature adjustable 2CCT 4000K/5000K
- Polycarbonate lens with semi frosted diffuser provided
- Voltage is 120-277 & optional 347-480V
- Standard 1-10V dimming
- Standard 6' steel wire rope included, optional 12' steel wire rope
- Optional PIR motion sensor and emergency battery backup



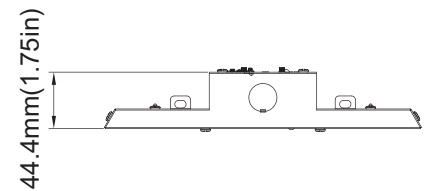
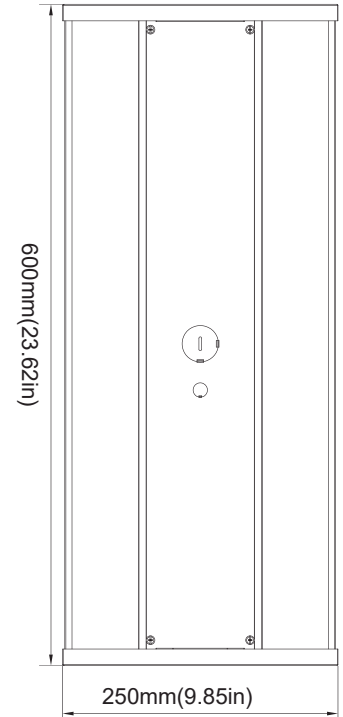
Wattage & CCT switch on the back of the fixture



## Product Performance Standard

<b>Size</b>	23.62in x 9.85in x 1.75in	<b>Power Factor</b>	90%
<b>Weight</b>	10 lb	<b>Life Span</b>	50,000 Hrs
<b>Location</b>	<b>Damp Location</b>	<b>Dimmable</b>	1-10V Dimmable
<b>Color Temp</b>	2CCT 40/50K	<b>Efficacy</b>	Up to 140 lm/W
<b>CRI</b>	70	<b>Warranty</b>	5 Years
<b>Input Voltage</b>	120-277V/347-480V	<b>Ambient Operation Temperature</b>	-40C° (-40°F) ~ 45C° (113°F)

## Dimension



## Ordering Guide

Example: LHB4-UW2CCT

Fixture Type	Wattage	Color Temp.	Voltage	Optional Accessories
LHB4	UW = Wattage selectable (86W/129W/172W/210W)	2CCT = Color Temperature adjustable 4000K/5000K	Blank = 120-277V HV = 347-480V	<ul style="list-style-type: none"> <li>1MS = Plug and play Motion Sensor (-BL-ANT5-4TPIR)</li> <li>1EM = 15W Emergency Battery Backup (-EMBK-LHB-AC15W)</li> <li>30W Emergency Battery Backup (-EMBK-LHB-AC30W)</li> <li>HC-LHB12FT= 12' Air craft cable</li> <li>Wire Guard</li> <li>?PB-LHB= Pendent Mount Jbox</li> </ul>

Note: 1. Motion sensor and emergency battery backup only suitable for 120-277V.  
2. Pendant/surface mount is not supported when the emergency battery installed.

# LHB4 Series

LED Wattage & 2CCT Selectable Linear High Bay

**Fixture Type:**

**Project Name:**


**Location:**

**Date:**

## Product Information

		4000K		5000K	
WATTAGE	LUMEN	EFFICACY	LUMEN	EFFICACY	
86W	12000lm	140lm/W	12000lm	140lm/W	
129W	18000lm	140lm/W	18000lm	140lm/W	
172W	24000lm	140lm/W	24000lm	140lm/W	
210W	30000lm	142lm/W	30000lm	142lm/W	

## Optional Accessories



**Wire Guard**



### Emergency Battery Backup

- Emergency battery backup is field installed
- 30W emergency battery backup delivers up to 4,200 lumens for 90 minutes emergency operation



### 15W Emergency Battery Backup

- Emergency battery backup is factory pre-installed
- 15W emergency battery backup deliver up to 2,100 lumens for 90 minutes emergency operation

## LHB4 Series

LED Wattage & 2CCT Selectable Linear High Bay

**Fixture Type:**

**Project Name:**

**Location:**

**Date:**

### Optional Accessories



#### Plug and Play PIR - Motion Sensor

- SKU: BL-ANT5-4TPIR
- Internal PIR Motion Sensor is field installed or pre-installed by request
- Provide multi-level control based on motion or daylight contribution



#### Surface Mount Box

- SKU: PB-LHB
- Square J-BOX for conduit pendant or surface mount.  
(Not supported when battery backup is installed)

For the accessories detail, please visit [www.lironlighting.com/product\\_categories/add-on-accessories](http://www.lironlighting.com/product_categories/add-on-accessories)

