

LHB3 Series

LED Linear High Bay

Fixture Type:

Project Name:

Location:

Date:


Features

- Durable extruded aluminum housing LED linear high bay
- Lumen packages ranging from 12600 lm to 50500lm
- Color temperature options 4000K or 5000K
- Polycarbonate lens with semi frosted diffuser provided
- Voltage is 120-277 & optional 347-480V
- Standard 1-10V dimming
- Standard steel wire rope mount
- Optional PIR motion sensor and emergency battery backup




Product Performance Standard

Size	See Page2 for Detail	Power Factor	90%
Weight	10 lb	Life Span	50,000 Hrs
IP Rate	IP65	Dimmable	1-10V Dimmable
Color Temp	4000K/5000K	Efficacy	Up to 140 lm/W
CRI	70	Warranty	5 Years
Input Voltage	120-277V/347-480V	Ambient Operation Temperature	-40C° (-40°F) ~ 45C° (113°F)



90W/130W



175W/210W



300W



370W

Ordering Guide

Example: LHB3-90W40K

Fixture Type	Wattage	Color Temp.	Voltage	Optional Accessories
LHB3	90W	40K = 4000K	Blank = 120-277V	Blank = No accessories
	130W	50K = 5000K	HV = 347-480V	¹ MS = Plug and play Motion Sensor (-BL-ANT5-4TPIR)
	175W			¹ EM = Emergency Battery Backup
	210W			Wire Guard
	300W			
	370W			

Note: 1. Motion sensor and emergency battery backup only suitable for 120-277V

Updated: 7-27-2022



Fixture Type:

Project Name:

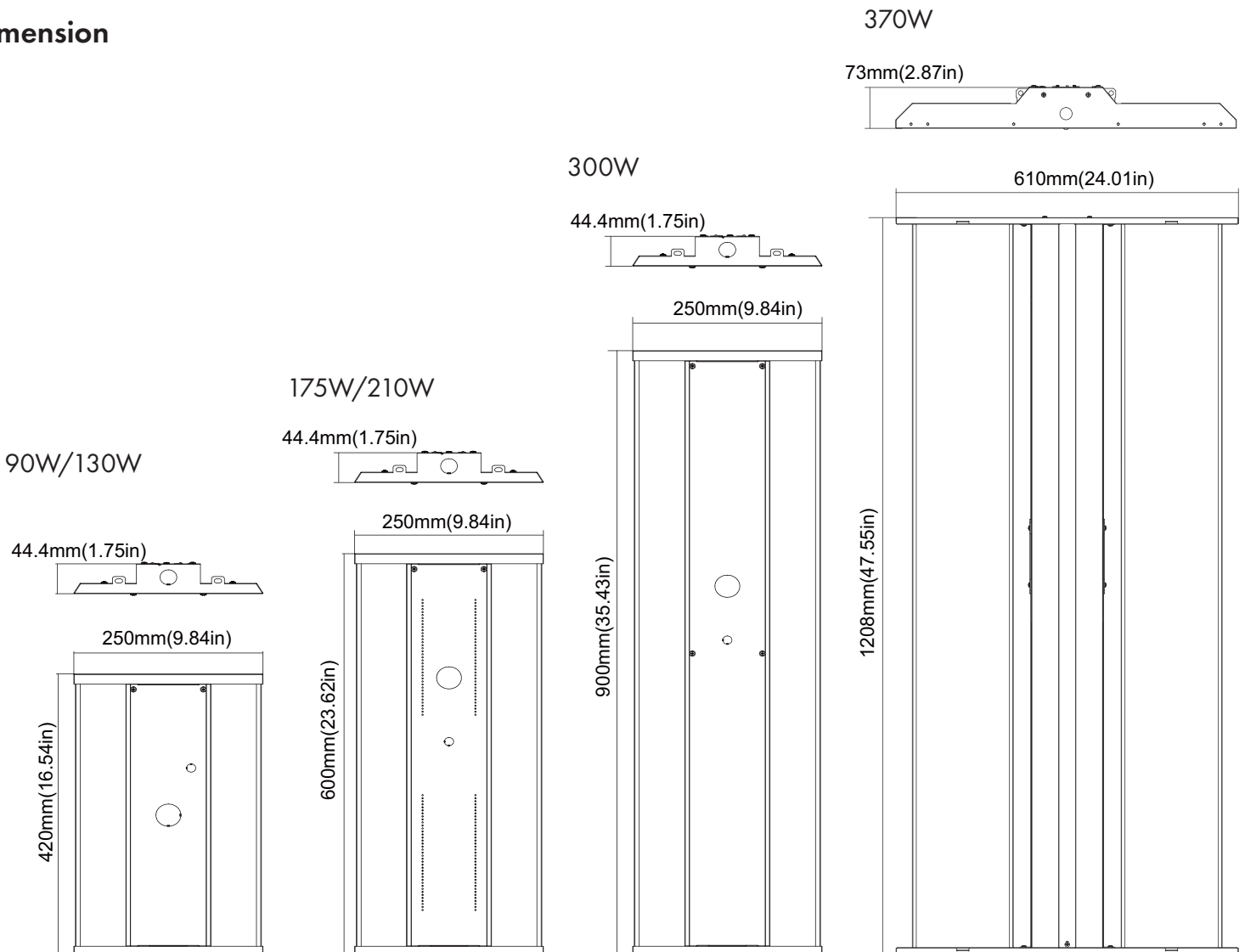
Location:

Date:

Product Information

		4000K		5000K	
WATTAGE	LUMEN	EFFICACY	LUMEN	EFFICACY	
90W	12600lm	140lm/W	12600lm	140lm/W	
130W	18500lm	142lm/W	18500lm	142lm/W	
175W	24500lm	140lm/W	24500lm	140lm/W	
210W	30000lm	143lm/W	30000lm	143lm/W	
300W	41500lm	138lm/W	41500lm	138lm/W	
370W	50500lm	136lm/W	50500lm	136lm/W	

Dimension




LHB3 Series

LED Linear High Bay

Fixture Type:
Project Name:
Location:
Date:

Optional Accessories



Wire Guard



Emergency Battery Backup

- Emergency battery backup is field installed or pre-installed by request
- Delivery 900 lumen for 90 minutes emergency operation

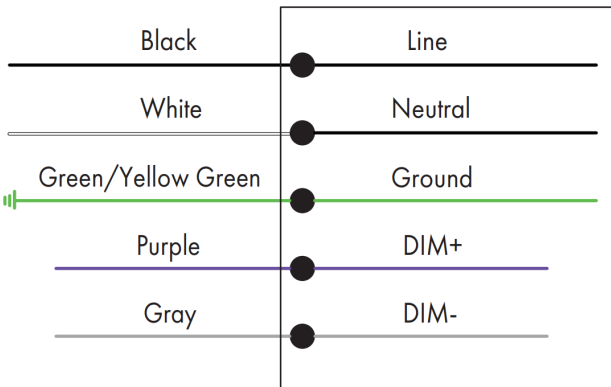


Plug and Play PIR - Motion Sensor

- SKU: BL-ANT5-4TPIR
- Internal PIR Motion Sensor is field installed or pre-installed by request
- Provide multi-level control based on motion or daylight contribution

For the accessories detail, please visit www.lironlighting.com/product_categories/add-on-accessories

Wiring Diagram



Scan the QR code or visit www.lironlighting.com/product/lhb3 for the complete luminaire installation guide.