

LHB4 Series

LED Linear High Bay

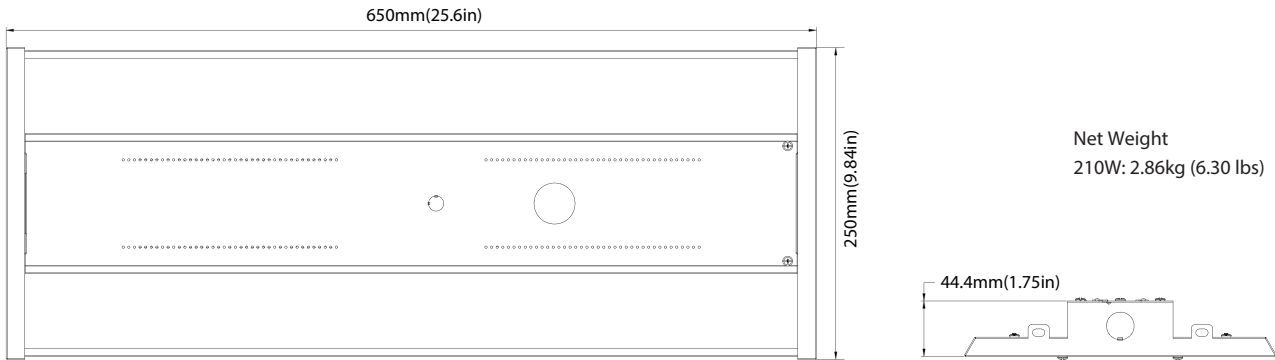
Fixture Type:
Project Name
Location:
Date:

Features

- Low profile light weigh design linear high bay make it easier and quicker to install.
- Rugged cold-rolled steel plate corrosion resistant housing enable superior thermal performance.
- Prismatic diffuser for maximum light output while reduce glare, optional aisle optic lens available.
- Wattage selectable and 2 CCT adjustable.
- Standard 6ft aircraft cable suspended mounting, optional for pendant mount or surface mount.
- Optional plug and play motion sensor and external emergency battery backup available.



Dimensions



Specification

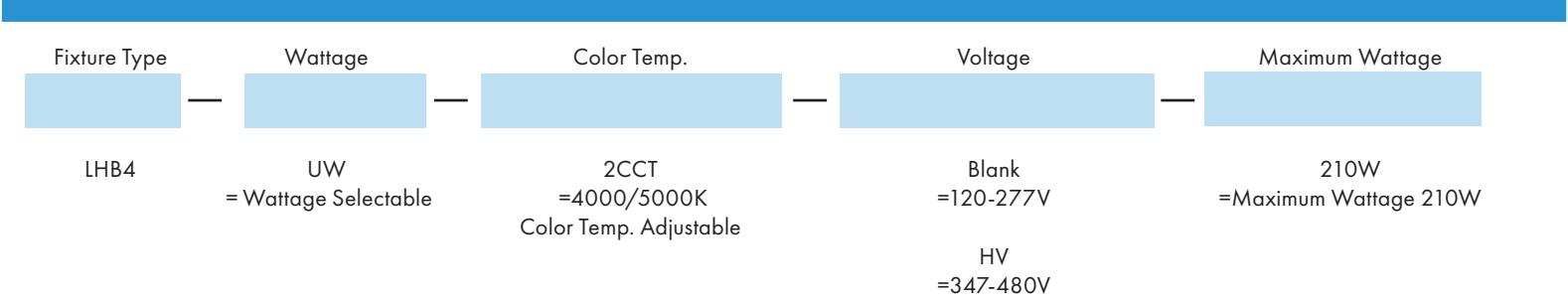
Material	Rugged cold-rolled steel	Efficacy	Up to 142 lm/W
Lens	Presimatic Lens/Aisle Lens	LED Life Span	50,000 hrs base on the TM-21 calculations
Beam angle	100 degree	Dimmable	0-10V Dimming
IColor Temp	2CCT 4000K/5000K	Lumen Package	12,000 lm to 30,000 lm
CRI	70	Warranty	5 Years
Input Voltage	120-277V or 347-480V	Ambient Operation Temperature	-40°C (-40°F) ~45°C (113°F)
Installation	Standard suspended mount 6ft aircraft cable included. Optional 12ft aircraft cable is available. Optional surface mount and pendant mount is available.	Listing	DLC Premium UL Listed Damp location listed

LHB4 Series

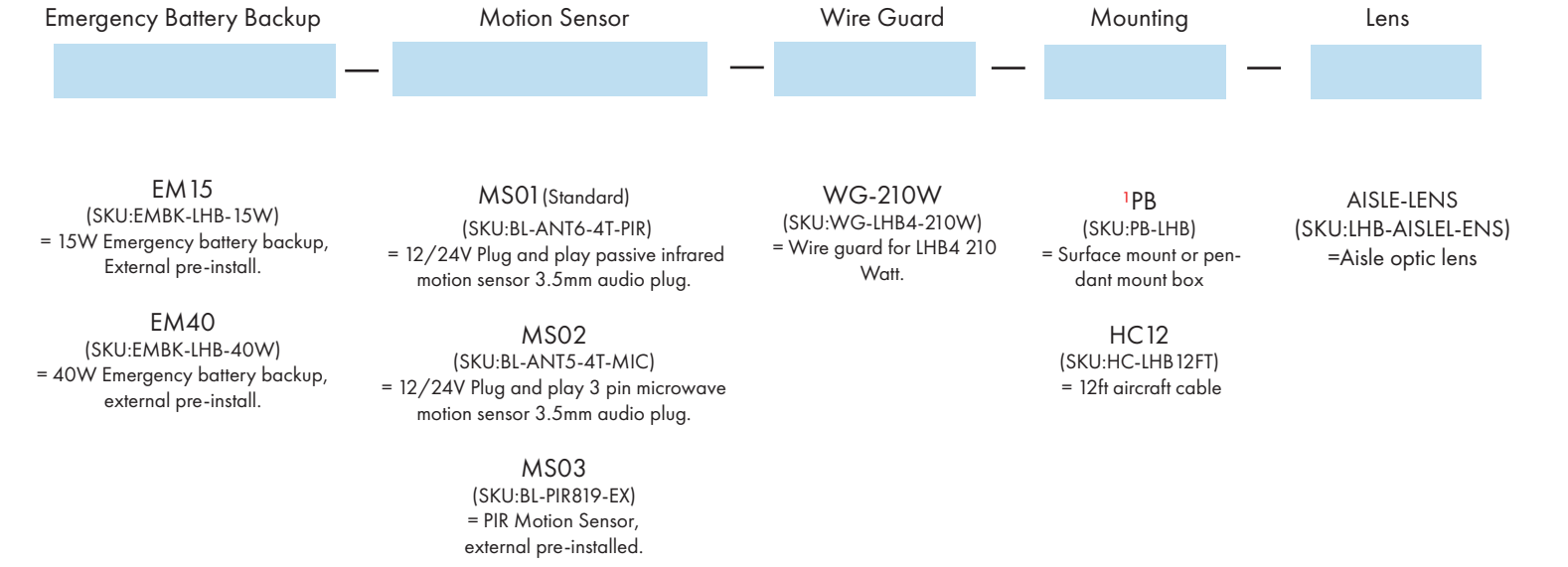
LED Linear High Bay

Fixture Type:
Project Name
Location:
Date:

Ordering Guide Example: LHB4-UW3CCT-210W-EM15-MS01-WG210W-HC12



Optional Accessories



Note: 1. Surface mount/pendant mount is not support when the fixtures installed the emergency battery backup.

LHB4 Series

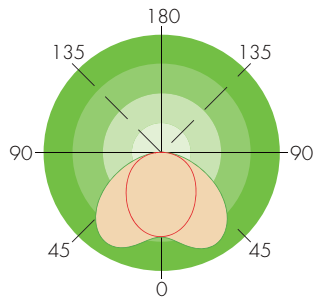
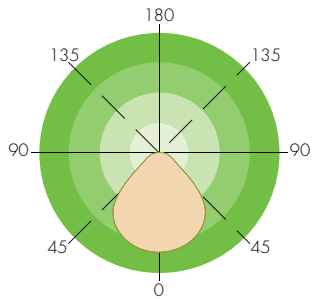
LED Linear High Bay

Fixture Type:
Project Name
Location:
Date:

Product Information

LHB4-UW3CCT-210W		4000K		5000K	
WATTAGE	LUMEN	EFFICACY	LUMEN	EFFICACY	
210W	30000 lm	140lm/W	30000 lm	140lm/W	
172W	24000 lm	140lm/W	24000 lm	140lm/W	
129W	18000 lm	140lm/W	18000 lm	140lm/W	
86W	12000 lm	142lm/W	12000 lm	142lm/W	

Prismatic Diffuser(Low Glare)(Default) Textured Diffuser(Aisle Optic)(Optional)



Fixture Type:

Project Name

Location:

Date:

Optional Accessories

Emergency Battery Backup:



External 15W Emergency Battery Backup

SKU: EMBK-LHB-15W

- External battery backup is pre-install by request
- 90 minutes emergency operation
- Provide up to 2,100 lumen during emergency mode



External 40W Emergency Battery Backup

SKU: EMBK-LHB-40W

- External battery backup is pre-install by request
- 90 minutes emergency operation
- Provide up to 5,600 lumen during emergency mode

Motion Sensor:



PIR Plug and Play Motion Sensor 12/24V 3.5mm audio plug

SKU: BL-ANT6-T4-PIR

- 3.5mm audio plug passive infrared motion sensor 12-24V DC
- Factory default setting: 100% sensitivity, Hold time 5min, Dimming level: 30%, Dimming time: 60mins.



Microwave Plug and Play Motion Sensor 12/24V 3.5mm audio plug

SKU: BL-ANT5-T4-MIC

- 3.5mm audio plug microwave motion sensor 12-24V DC
- Factory default setting: 100% sensitivity, Hold time 5min, Dimming level: 30%, Dimming time: 60mins.



External PIR Motion Sensor

SKU: BL-PIR819-EX

- External PIR motion sensor is pre-install by request

LHB4 Series

LED Linear High Bay

Fixture Type:

Project Name

Location:

Date:

Wire Guard:



Wire Guard

SKU: WG-LHB4-210W
- Wire guard for 210W LHB4

Mounting Option:



Surface Mount and Pendant mount Box

SKU: PB-LHB
-Surface mount/pendant mount kit for use LHB4 fixture.



12ft Aircraft Cable

SKU: HC-LHB-12FT
-12ft aircraft cable for suspended mount.