


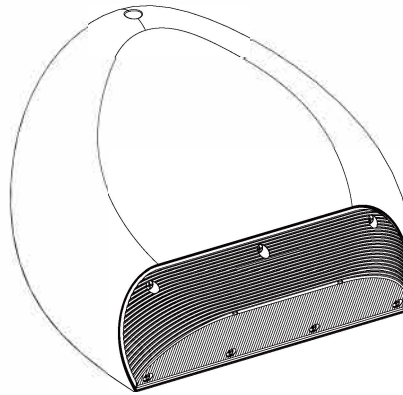
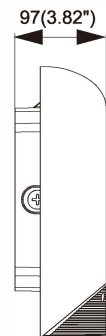
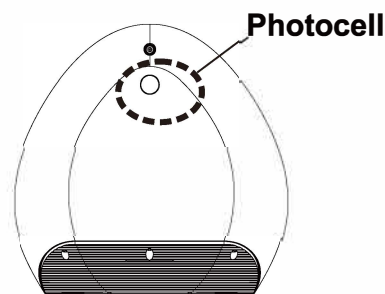
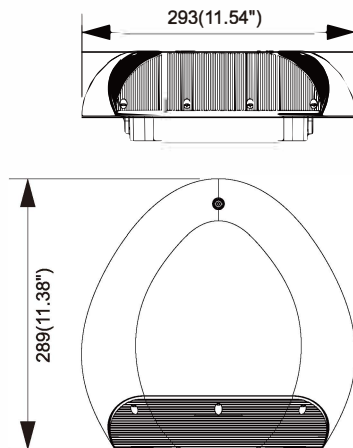


## Installation Instructions


Packing List		
	Cable Gland 1/2-14NPS	1 PC
	Screw M5x45	4 PCS
	Ribbed Plastic Anchor 8x40	4 PCS

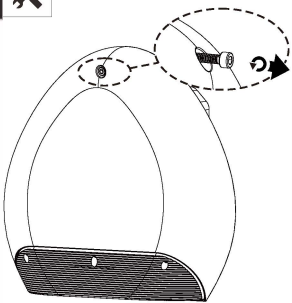


## Physical Dimensions(mm/inch)




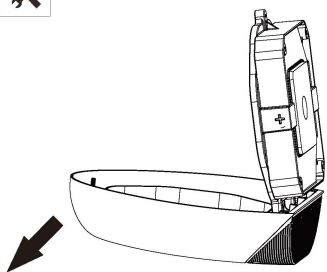
15W/25W/35W/45W/55W


**1.** 

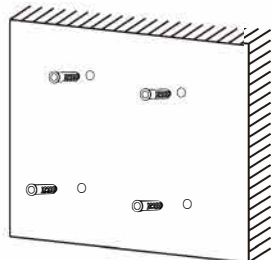


2 Nm  
M5x40


**2.** 

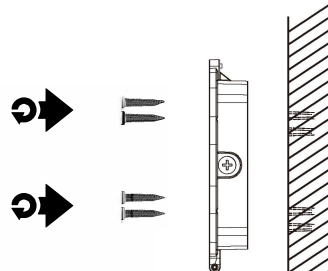


**3.** 




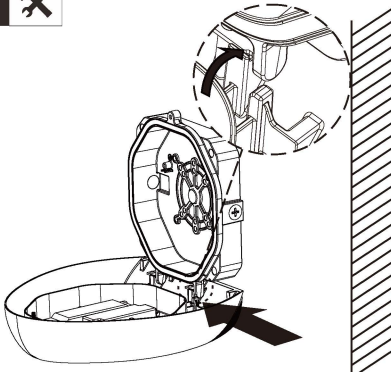
Ribbed Plastic  
Anchor 8x40


**4.** 

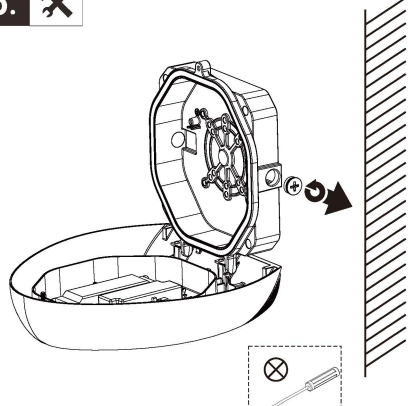


1.2 Nm  
Screw M5x45

**5.** 



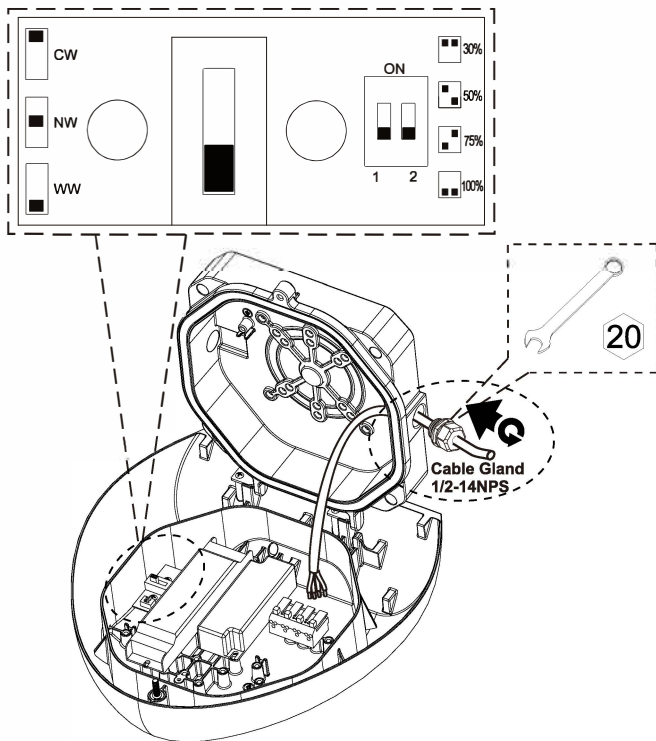
**6.** 



## 7. Instruction for Power & CCT selectable, emergency luminaire

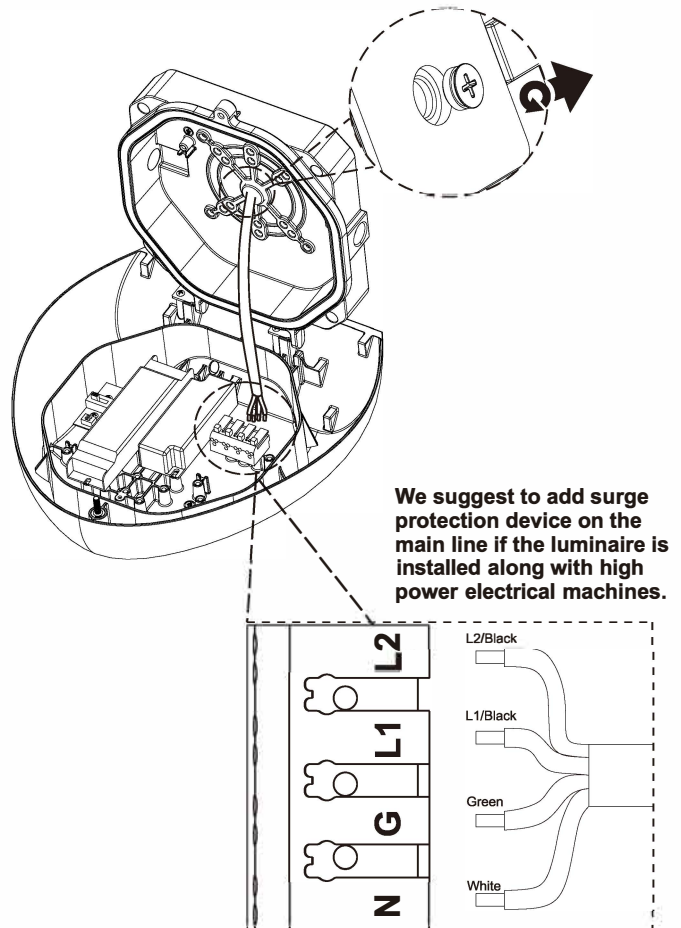
### A. Cable Side Input

Please select a suitable power and CCT by the switch before installaion.

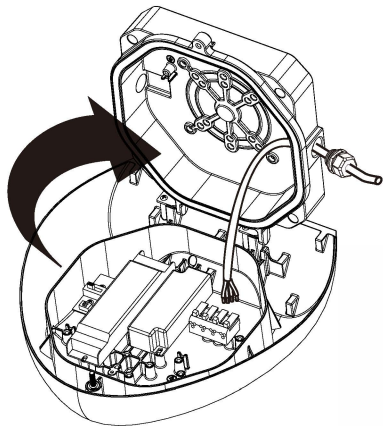


**Warning!** do not wire dim cord to high voltage if it has, or dim function will fail.

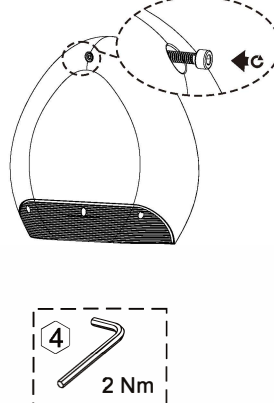
### B. Cable Back Input



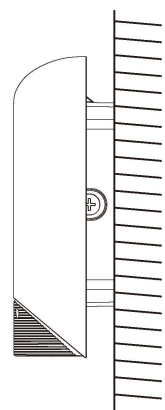
8. 



9. 



10. 



**Only to be installed outside arms reach**

Product Specifications	15W	25W	35W	45W	55W
Input Voltage	100-277 VAC				
Power Frequency	50 / 60 Hz				
Outlook Dimensions	293x289x97mm(15.54"x11.38"x3.82")				
Luminaire Net Weight	2.7±0.3KG(5.95±0.66Lbs)				
Working Temperature	0°C to + 40°C(32°F to +104°F)				
Storing Temperature	-40°C to +70°C(-40°F to +158°F)				

• The light source contained in this luminaire shall only be replaced by the manufacturer or his service agent or a similar qualified person.