

TWP2L

Wattage & 3CCT Selectable Large Traditional Wall Pack

With its selectable wattage feature, this LED wall pack provides unparalleled flexibility and efficiency.



TWP2L Traditional Wall Pack

Description

Introducing our cutting-edge LED wall pack with selectable wattage and 3 color temperature options. This innovative lighting solution combines exceptional energy and versatile customization option to meet the demands of any outdoor lighting application.

Construed with durable materials and engineered to withstand harsh outdoor environments, this wall pack delivers reliable performance and longevity. Its sleek design and easy installation make it an ideal lighting solution for commercial building, parking lots, and outdoor spaces.

Mounting

The external portable mounting plate makes installation super easy and simple. There's no need to open fixture housing, nor drill on housing, which greatly minimizes the risk of water ingress.

Occupancy sensor (optional)



Photocell (option)

Optional photocell allows for security and energy saving.

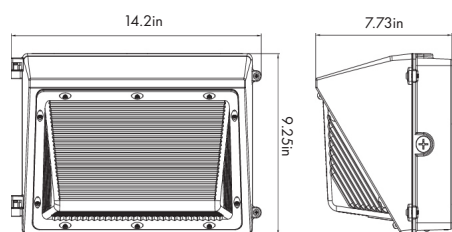


Power and CCT controller

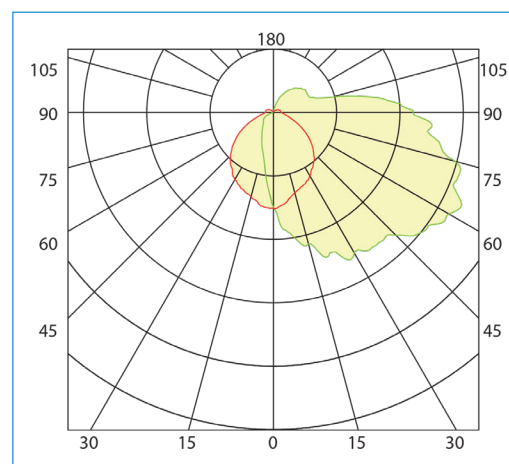
The wattage and CCT can be changed by switch selection on the controller, it's easy and very fast to meet the varied requirements.



Dimension:



Photometrics:




Performance Data:

5000K

Wattage	Lumen	Efficacy
40W	6100lm	152lm/W
62W	8500lm	137lm/W
80W	10000lm	125lm/W
100W	11400lm	114lm/W

Optional Accessories:



Photocell



Motion sensor