

TWP2L Series

LED Traditional Wall Pack Series 2 Large

Fixture Type:

Project Name:

Location:

Date:

Features

- Rugged die cast aluminum housing and seals to housing gasket with stainless steel screws
- Dark bronze powder coat finish
- Polycarbonate optical lens with UV stabilizer
- Field wattage selectable 40W/62W/80W/100W
- Field 3CCT color temperature adjustable 30K/40K/50K
- 1/2 inch threaded hole for easier wire connections
- J box or surface mounting
- Optional accessories photocell and motion sensor are available



Product Performance Standard

Size	14.2" x 9.25" x 7.73"	Power Factor	90%
Weight	8 lb	Life Span	100,000 Hrs
IP Rate	IP65	Dimmable	1-10V Dimmable
Color Temp	3CCT 30K/40K/50K	Efficacy	Up to 137 lm/W
CRI	70	Warranty	10 Years
Input Voltage	120-277V	Ambient Operation Temperature	-40C° (-40°F) ~ 40° (104°F)

Ordering Guide

Example: TWP2L-UW3CCT-100W

Fixture Type

Wattage

Color Temp.

Wattage Options

Finish

Optional Accessories

TWP2L

UW
= Wattage
Selectable

3CCT
= Adjustable Color
Temperature
(30K/40K/50K)

100W
=Maximum Wattage 100W

Standard Color
Finish
Blank = Dark Bronze
Premium Color Finish
BK = Black
WH = White


Blank = No accessories
PC = Photocell (-WPPC)
MS = Motion Sensor
(-BL-PIR826-IN)

Note: 1. Standard color finish is dark bronze. Premium color incur on additional cost, contact factory for MOQ and availability.

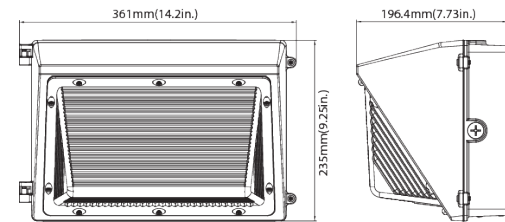
Updated: 7-7-2022



Switch for the Wattage & 3CCT selectable



Dimensions



TWP2L Series

LED Traditional Wall Pack Series 2 Large

Fixture Type:

Project Name:

Location:

Date:

Product Information

3000K			4000K		5000K	
WATTAGE	LUMEN	EFFICACY	LUMEN	EFFICACY	LUMEN	EFFICACY
40W	5900lm	147lm/W	6000lm	150lm/W	6100lm	152lm/W
62W	8300lm	133lm/W	8400lm	135lm/W	8500lm	137lm/W
80W	9800lm	122lm/W	9900lm	124lm/W	10000lm	125lm/W
100W	11200lm	112lm/W	11300lm	113lm/W	11400lm	114lm/W

Optional Accessories



Internal Button Photocell

- SKU: WPPC
- Internal Photocell is pre-installed by request



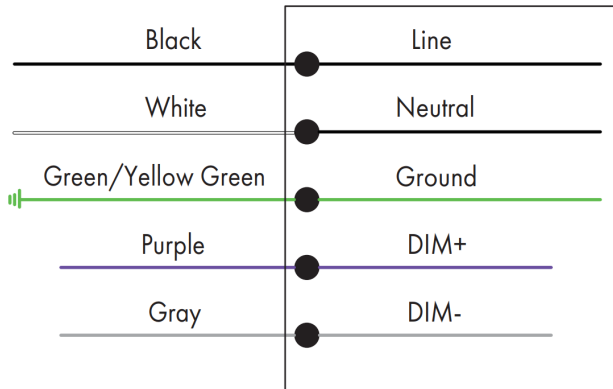
Internal PIR - Motion Sensor

- SKU: BL-PIR823-IN
- Internal PIR Motion Sensor is pre-installed by request
- Provide multi-level control based on motion or daylight contribution

For the accessories detail, please visit www.lironlighting.com/product_categories/add-on-accessories



Wiring Diagram



NOTE:



Due to continuous product improvements, specifications and dimensions are subject to change without notice. Certain options have limited compatibility with some other product selections. Consult www.lironlighting.com for most current technical information.