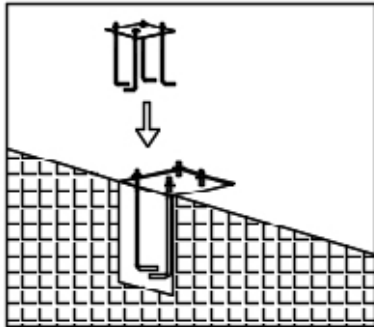
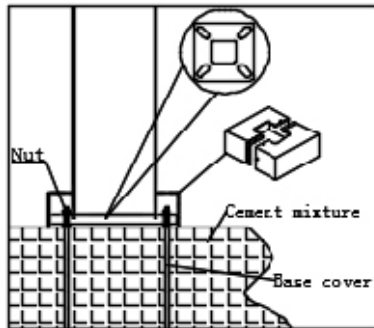


# Round Light Pole Installation Guide:

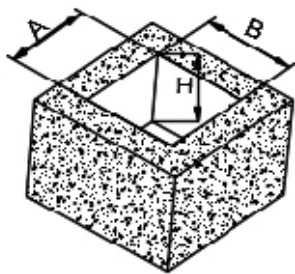


1. Dig a hole in the installation position of the lamp pole. Fixed four fastener fittings according to the hole position of lamp pole and poured with cement concrete. (as shown in the figure)



2 Install 4 screws onto the stick and adjust to same water level, then place the square plate and screw tightly. Install the cover at the bottom of pole. (as shown in the figure)

Foundation reference specification



Specifications	L	W	H
10-15FT	19.69"(500mm)	19.69"(500mm)	23.62"(600mm)
20-25FT	23.62"(600mm)	23.62"(600mm)	27.56"(700mm)
30FT	27.56"(700mm)	27.56"(700mm)	39.37"(1000mm)

## 3"X5" HAND HOLE COVER

