

Fixture Type:

Project Name

Location:

Date:

# Straight Round Steel Poles

## Features:

- Straight round steel light pole
- Available side drilled for arm mounted area lighting luminaires or with tenon mounts for flood or post top luminaires
- Mounting heights of 10 to 30 feet can be used based on selected luminaire application
- Textured architectural bronzed powder coat finish

## Specification:

CATALOG	HEIGHT	GAUGE	SIZE	BASE	BOLT CIRCLE	BOLT PROJ.	BOLT SIZE	WEIGHT (LBS)	EPA 70	EPA 80	EPA 90	EPA 100	EPA 110	EPA 120
LP-RS	10ft	11	3"x3"	11"	8" - 10"	2.75"	3/4"x17"x3"	46	28.2	23.5	20.1	14.4	13.3	11.6
	15ft		90					18.2	15.5	13.1	11.5	9.9	7.4	
	20ft		117					12.2	10.3	9	7.2	6	4.6	
	25ft		139					11.9	8.9	7.7	6.1	5.6	4.2	
	30ft		180					9.2	7.4	6.1	5.8	4.8	3.2	



## Ordering Guide

Example: LP-SS-30FT-4

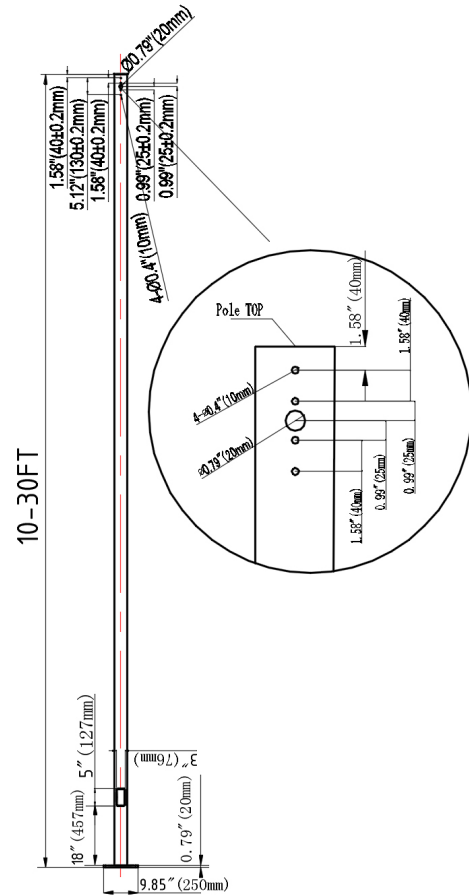
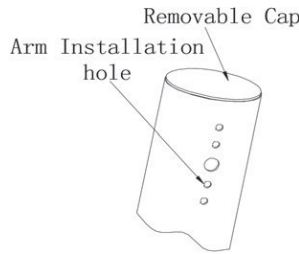
SKU	Height	Size	Accessories Included
LP-RS	10FT	3 = 3"	LP-BMS=Anchor Bolt
	15FT	4 = 4"	LP-SPP =Screw Positioning Plate
	20FT	5 = 5"	LP-R3 =3" Base shield
	25FT		LP-R4 =4" Base shield
	30FT		LP-R5 =5" Base shield

# Straight Round Steel Poles


## Dimensions:

10FT	L = 3.0M
15FT	L = 4.6M
20FT	L = 6.1M
25FT	L = 7.6M
30FT	L = 9.1M

**LIGHT POLE TOP**




## Accessories:




### Anchor Bolts (LP-BMS)

Before installing the lamp pole, the installation hook should be buried underground and fixed by cement. After fixing, the lamp pole should be fixed by locking screw and base installed.



### Positioning Plate (LP-SPP)

This is a screw rod positioning plate. After the screw rod of the lamp rod base is fixed underground, the positioning plate is fixed with the screw rod to prevent the screw rod from deviation. Finally, the lamp rod is locked.



### 3" or 4" or 5" Base Shield (LP-S3/LP-S4/LP-S5)

The 3" or 4" or 5" Installation of base shield is used to protect the base after fixing the lamp pole, so that the lamp pole base is not damaged, thereby increasing the service life of the lamp pole.