

# HZD Series Hazardous Location Fixture

**Fixture Type:**

**Project Name:**

**Location:**

**Date:**

## Features

- Copper-free aluminum housing with tempered glass lens
- High quality SMT LED and Meanwell driver
- Heavy duty and high impact resistance
- Gray epoxy powder coat finish
- Rugged housing with superior thermal design translates to long luminaire life
- Integrated junction box for driver
- Standard non dimmable driver, 0-10V dimming driver available
- Marine rating powder coated finish treatment
- Standard U bracket for Ceiling mount & wall mount  
hook mount/pole mount/arm mount also available
- Fixture operates safely in high ambient temperatures 40°F to 149°F(-40°C to 65°C)

## Certification

### Marking UL844

Class I, Division 1, Groups C,D  
Class I, Division 2, Groups C,D  
Class II, Division 1, Groups E,F,G  
Class II, Division 2, Groups F,G  
Class III

### Marine Marking

UL 1598, UL1598A  
ABS  
Other Rating  
IP 66



## Ordering Guide

### HZD1 (20W/40W/60W/80W)



### HZD2 (100W/150W/200W/220W)



Fixture Type	Wattage	Color Temp.	Voltage	Dimming	Beam Angle	Lens
HZD1	20W 60W 80W	35K = 3500K 40K = 4000K	Blank = 100-277V HV = 200-480V	Blank = Non Dimmable DIM = 0-10V	D 120 = 120°	Blank = Glass Lens
HZD2	100W 150W 200W 220W	50K = 5000K				

### Mounting Methods

CM = Ceiling Mounting  
WM = Wall Mounting  
PMV = Pole Mounting (Vertical)  
PMNV = Pole Mounting (Non-vertical)  
PM = Pole Mounting (for D2)

TM = Trunnion Mounting  
CM = Ceiling Mounting



# HZD Series Hazardous Location Fixture

**Fixture Type:**

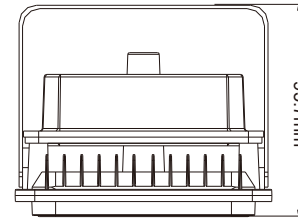
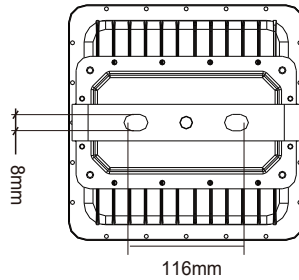
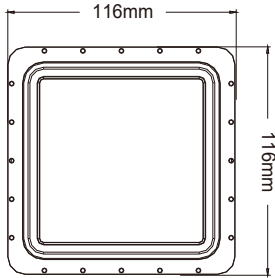
**Project Name:**

**Location:**

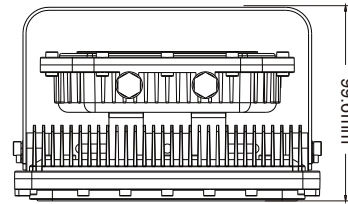
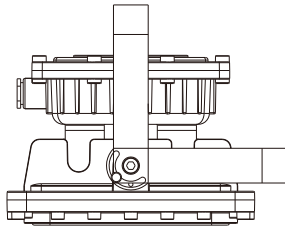
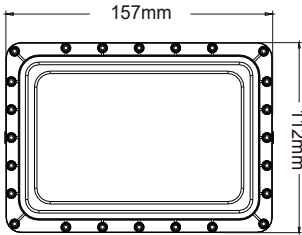
**Date:**

## Dimension

### HZD1 (20W/40W/60W/80W)

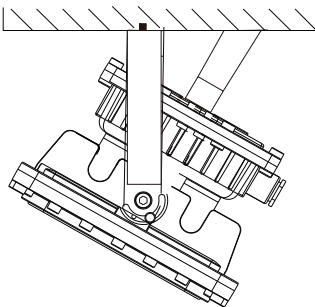


### HZD2 (100W/150W/200W/220W)

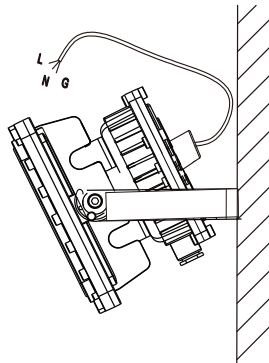


## Mounting

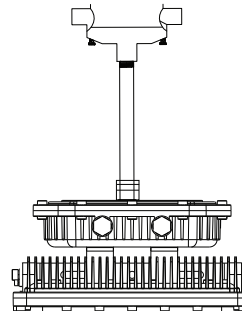
### Ceiling Mount



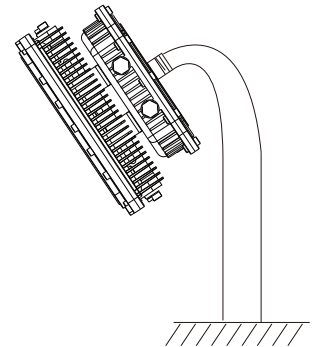
### Wall Mount



### Pendent Mount



### Pole Mount





## HZD Series Hazardous Location Fixture

**Fixture Type:**

**Project Name:**

**Location:**

**Date:**

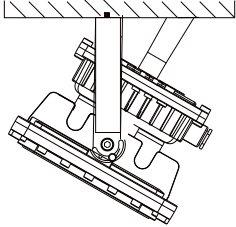
### Performance Data

5000K				
SERIES	WATTAGE	VOLTAGE	LUMEN	EFFICACY
HZD1	20W	100-277V	2800 lm	140 lm/W
	40W	100-277V	5600 lm	140 lm/W
	60W	100-277V	8400 lm	140 lm/W
	80W	100-277V	11200 lm	140 lm/W
HZD2	100W	100-277V	14000 lm	140 lm/W
	150W	100-277V	21000 lm	140 lm/W
	200W	100-277V	28000 lm	140 lm/W
	220W	100-277V	30800 lm	140 lm/W



## Mounting Methods

### • Option 1: Ceiling Mounting (for D2)

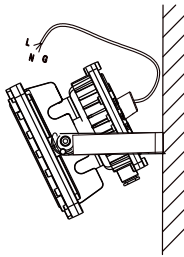


### • Accessory



**Bracket**

### • Option 2: Wall Mounting (for D2)

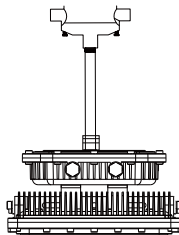


### • Accessory



**Bracket**


### • Option 3: Pole Mounting (Vertical) (for D2)



### • Accessories

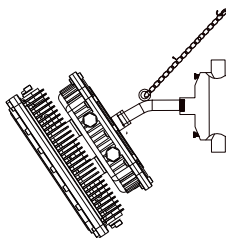


**Junction Box**  
EX-HD51-KB1



**Pole**  
Ex-Straight Pipe

### • Option 4: Pole Mounting (Non-vertical) (for D2)



### • Accessories



**Junction Box**  
EX-HD51-KB1



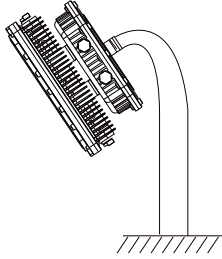
**Pole**  
Ex-Bended Pipe



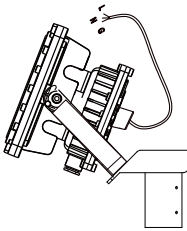
**Pendant Chain**  
Ex-Straight Chain

## Mounting Methods

- Option 5: Pole Mounting (for D2)



- Option 6: Trunnion Mounting (for D2)

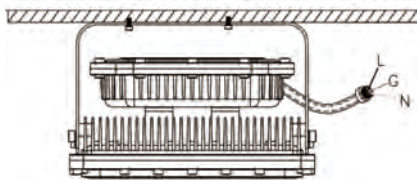


- Accessory



**EX-Slip  
Fitter Mounting Kit**

- Ceiling Mounting (for D)



- Accessory



**Bracket**