

## Features

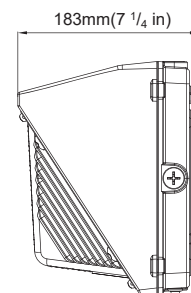
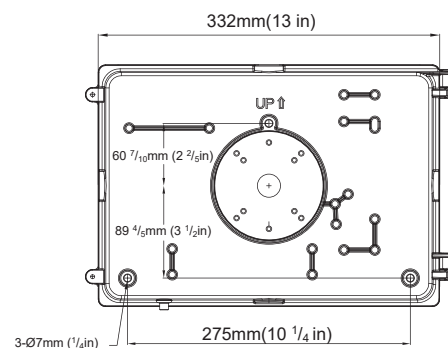
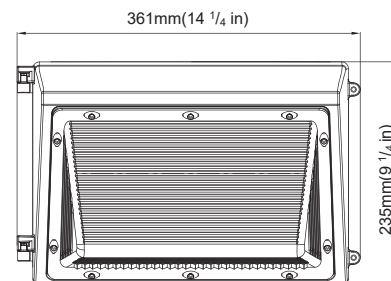
- Rugged die cast aluminum housing and seals to housing gasket with stainless steel screws
- Dark bronze powder coat finish
- Polycarbonate optical lens with UV stabilizer
- 1/2 inch threaded hole for easier wire connections
- J box or surface mounting
- Compatible with internal photocell and emergency battery



## Product Performance Standard

<b>Size</b>	14 1/4" L x 7 1/4" W x 9 1/4" H	<b>Power Factor</b>	90%
<b>Weight</b>	6 lb	<b>LED Lifespan</b>	50,000 Hrs
<b>IP Rate</b>	IP65	<b>Dimmable</b>	Non Dimmable
<b>Color Temp</b>	4000K-5000K	<b>Photocell</b>	YES
<b>CRI</b>	70	<b>Warranty</b>	5 Years
<b>Input Voltage</b>	120-277V / 347-480V	<b>Ambient Operation Temperature</b>	-40C° (-40°F) ~ 40C° (104°F)

## Dimension



## Ordering Guide Example: LEDWP 42W 50K

Fixture Type	Wattage	Color Temp.	Voltage	Finish	Optional Accessories
LEDWP	30 W	40K=4000K	Blank = 120-277V	Blank = Dark Bronzed	Blank = No Accessories
	42 W	50K=5000K	HV = 347 -480V	BK = Black	PC = Photocell (-WPPC)
	65 W			WH = White	EM = Emergency Battery Backup
	90 W				(-A-EMBK8WLV-INT)
	125W				

Note: The 30W is only compatible with 120-277V

The emergency battery backup only compatible with 30W/42W/65W

**Fixture Type:**

**Project Name:**

**Location:**

**Date:**

## Product Information

4000K			5000K	
WATTAGE	LUMEN	EFFICACY	LUMEN	EFFICACY
30W	3550lm	118lm/W	3600lm	120lm/W
42W	5000lm	119lm/W	5100lm	121lm/W
65W	7800lm	120lm/W	7900lm	122lm/W
90W	10000lm	111lm/W	10500lm	117lm/W
125W	14500lm	116lm/W	15000lm	120lm/W

## Optional Accessories



### Internal Button Photocell

-SKU: WPPC

-Internal photocell is field installed or pre-installed by request



### Internal Emergency Battery Backup

-SKU: A-EMBK8WLV-INT

-Internal battery backup is field installed or pre-installed by request

-Delivery 900 lumen for 90 minutes emergency operation

Only compatible for 30W/42W/65W

For the accessories detail, please visit [www.lironlighting.com/product\\_categories/add-on-accessories](http://www.lironlighting.com/product_categories/add-on-accessories)



## WP Series Standard Wall Pack

**Fixture Type:**

**Project Name:**


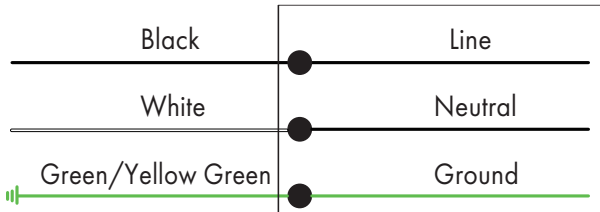
**Location:**

**Date:**

### Wiring Diagram

CORD/ SUPPLY WIRING

LUMINAIRE



Scan the QR code or visit  
[www.lironlighting.com/product/ledwp](http://www.lironlighting.com/product/ledwp)  
for the complete luminaire installation guide.

Note:

---

---

---

---

---

---

---

---

---

---

