

**Fixture Type:**

**Project Name:**

**Location:**

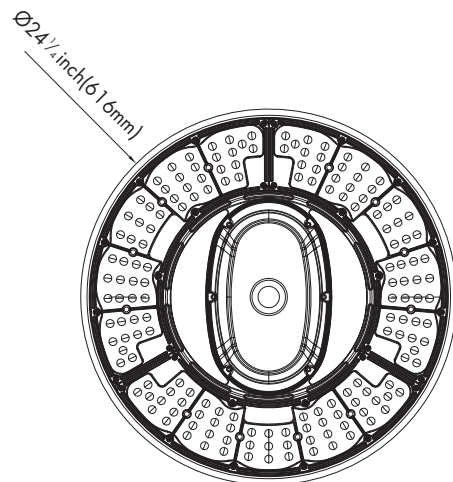

**Date:**

## Features

- Rugged die cast aluminum housing with dark bronze polyester powder coat finish
- Sealed design with silicone strip for use in wet location
- High efficiency and lumen output
- 1-10V dimming driver
- 120 degrees lens
- Hook mount
- Compatible with motion sensor



## Dimension



## Product Performance Standard

|                      |                     |                                      |                                |
|----------------------|---------------------|--------------------------------------|--------------------------------|
| <b>Size</b>          | 8 1/2" X L Ø24 1/4" | <b>Power Factor</b>                  | ≥90%                           |
| <b>Weight</b>        | 16 lb               | <b>LED lifespan</b>                  | 100,000 Hrs                    |
| <b>Color Temp</b>    | 4000K - 5000K       | <b>Dimmable</b>                      | 1-10V Dimming                  |
| <b>CRI</b>           | 80                  | <b>Warranty</b>                      | 10 Years                       |
| <b>Input Voltage</b> | 120-277V/348-480V   | <b>Ambient Operation Temperature</b> | -40C° (-40°F)<br>~55C° (131°F) |

## Ordering Guide

Example: LED3MHB 250W 50K

| Fixture Type | Wattage | Color Temp. | Voltage          | Finish              | Optional Accessories            |
|--------------|---------|-------------|------------------|---------------------|---------------------------------|
| LED3MHB      | 250W    | 40K=4000K   | Blank = 120-277V | Blank =Dark Bronzed | Blank = No Accessories          |
|              | 340W    | 50K=5000K   | HV = 347-480V    |                     | MS = Motion Sensor (BL-PIR-INT) |

**Fixture Type:****Project Name:****Location:****Date:**

## Product Information

| 4000K   |         |          | 5000K   |          |
|---------|---------|----------|---------|----------|
| WATTAGE | LUMEN   | EFFICACY | LUMEN   | EFFICACY |
| 250W    | 40000lm | 160lm/W  | 40100lm | 160lm/W  |
| 340W    | 54300lm | 160lm/W  | 55500lm | 160lm/W  |

## Optional Accessories



### PIR Motion Sensor

-SKU: BL-PIR-INT

-Internal photocell is field installed or pre-installed by request.



### Microwave Motion Sensor

-SKU: BL-810BD-MCW

-Internal photocell is field installed or pre-installed by request.

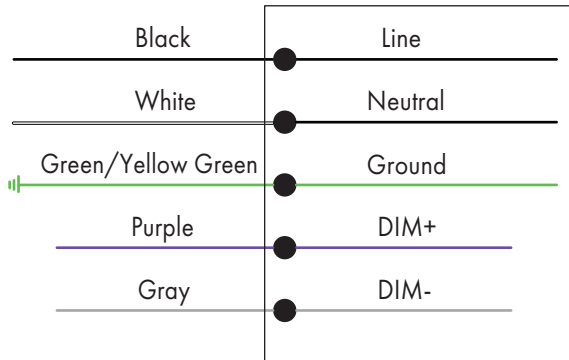
For the accessories detail, please visit [www.lironlighting.com/product\\_categories/add-on-accessories](http://www.lironlighting.com/product_categories/add-on-accessories)

|                      |
|----------------------|
| <b>Fixture Type:</b> |
| <b>Project Name:</b> |
| <b>Location:</b>     |
| <b>Date:</b>         |

## Wiring Diagram

CORD/ SUPPLY WIRING

LUMINAIRE



Scan the QR code or visit  
[www.lironlighting.com/products/led3mhb](http://www.lironlighting.com/products/led3mhb)  
 for the complete luminaire installation guide.

Note:

---

---

---

---

---

---