

Fixture Type:

Project Name:

Location:

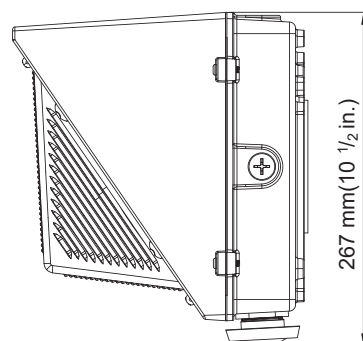
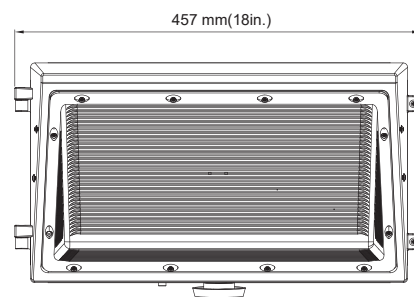
Date:

Features

- 1-10V Dimming driver
- Rugged die cast aluminum housing and seals to housing gasket with stainless steel screws
- Dark bronze powder coat finish
- Polycarbonate optical lens with UV stabilizer
- 1/2 inch threaded hole for easier wire connections
- J box or surface mounting
- Compatible with motion sensor, photocell and emergency battery



Dimension



Product Performance Standard

Size	18" L x 10 1/2" W x 8" H	Power Factor	≥90%
Weight	10 lb	LED Lifespan	100,000 Hrs
IP RATE	IP65	Dimmable	1-10V Dimmable
Color Temp	4000K-5000K	Motion Sensor	YES
CRI	70	Warranty	10 Years
Input Voltage	120-277V	Ambient Operation Temperature	-40°C (-40°F) ~ 40°C (104°F)

Ordering Guide

Example: LEDLPWP 135W 50K

Fixture Type	Wattage	Color Temp.	Voltage	Finish	Optional Accessories
LEDLPWP	90 W 135 W	40K=4000K 50K=5000K	Blank = 120-277V	Blank = Dark Bronzed BK = Black WH = White	Blank = No Accessories PC = Photocell (-WPPC) EM = Emergency Battery Backup (-A-EMB8WLV-INT) MS = Motion Sensor (-BL-PIR-INT)

Note: The emergency battery backup only compatible with 90W

Fixture Type:

Project Name:

Location:

Date:

Product Information

4000K			5000K	
WATTAGE	LUMEN	EFFICACY	LUMEN	EFFICACY
90W	9800lm	109lm/W	9900lm	110lm/W
135W	15000lm	111lm/W	15100lm	112lm/W

Optional Accessories



Internal Photocell

-SKU: WPPC

-Internal photocell is field installed or pre-installed by request



Internal Emergency Battery Backup

-SKU: A-EMBK8WLV-INT

-Internal battery backup is field installed or pre-installed by request

-Delivery 1000 lumen for 90min emergency use

Only suitable for 90W



Internal PIR - Motion Sensor

-SKU: BL-PIR-INT

-Internal PIR Motion Sensor is field installed or pre-installed by request

-Provide multi-level control based on motion or daylight contribution

For the accessories detail, please visit www.lironlighting.com/product_categories/add-on-accessories



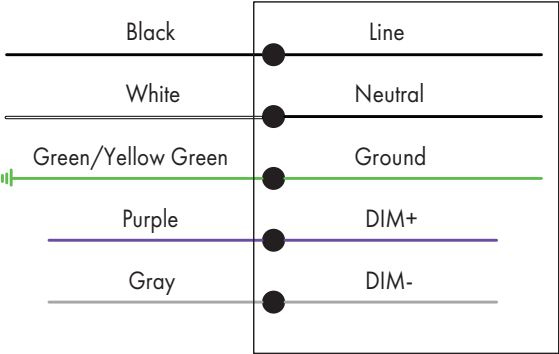
LPWP Series Large Premium Wall Pack

Fixture Type:
Project Name:
Location:
Date:

Wiring Diagram

CORD/ SUPPLY WIRING

LUMINAIRE



Scan the QR code or visit www.lironlighting.com/products/ledlpwp for the complete luminaire installation guide.

Note:

