

Fixture Type:

Project Name:

Location:

Date:

Features

- 1-10V Dimming premium driver
- Rugged die cast aluminum housing
- Dark bronze powder coat finish
- Polycarbonate optical lens with UV stabilizer
- Full cutoff with zero uplight and low glare at angles
- J box or surface mounting
- Compatible with photocell, emergency battery and motion sensor



Product Performance Standard

Size	14 1/4" L * 8 1/2" W * 9 1/4" H	Power Factor	90%
Weight	6 lb	LED lifespan	100,000 Hrs
IP RATE	IP65	Dimmable	1-10V Dimmable
Color Temp	4000K-5000K	DLC	YES
CRI	70	Warranty	10 Years
Input Voltage	120-277V / 347-480V	Ambient Operation Temperature	-40C° (-40°F) ~45C° (113°F)

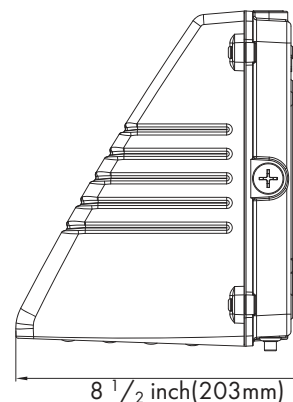
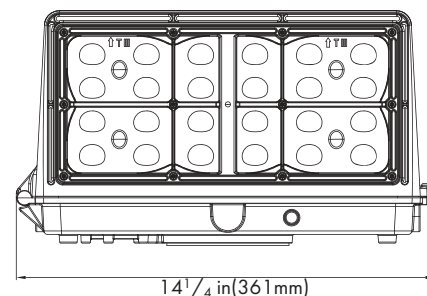

Ordering Guide

Example: LEDPFCUWP 45W 40K

Fixture Type	Wattage	Color Temp.	Voltage	Finish	Optional Accessories
LEDPFCUWP	27W	40K=4000K	Blank = 120-277V	Blank = Dark Bronzed	Blank = No Accessories
	45W	50K=5000K	HV = 347 -480V	BK = Black	PC = Photocell (-WPPC)
	70W			WH = White	EM = Emergency Battery Backup (-A-EMBK8WLV-INT)
					MS = Motion Sensor (-BL-PIR-INT)

Note: The 27W is only compatible with 120-277V
The emergency battery backup only compatible with 45W/70W

Dimension



Fixture Type:

Project Name:

Location:

Date:

Product Information

4000K			5000K	
WATTAGE	LUMEN	EFFICACY	LUMEN	EFFICACY
27W	3700lm	137lm/W	3750lm	139lm/W
45W	6000lm	133lm/W	6100lm	136lm/W
70W	9400lm	134lm/W	9500lm	135lm/W

Optional Accessories



Internal Photocell

- SKU: WPPC
- Internal photocell is field installed or pre-installed by request.



Internal Emergency Battery Backup

- SKU: A-EMBK8WLV-INT
- Internal battery backup is field installed or pre-installed by request
- 1000 lumen, 90min for emergency use
- Compatible with 45W/70W



Internal PIR - Motion Sensor

- SKU: BL-PIR-INT
- Internal PIR Motion Sensor is field installed or pre-installed by request
- Provide multi-level control based on motion or daylight contribution

For the accessories detail, please visit www.lironlighting.com/product_categories/add-on-accessories



PFCUWP Series

Premium Full Cutoff Wall Pack

Fixture Type:

Project Name:

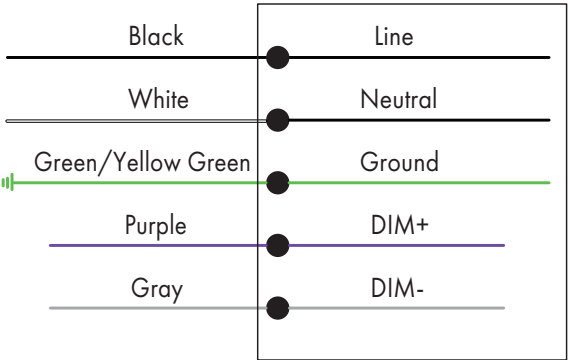
Location:

Date:

Wiring Diagram

CORD/ SUPPLY WIRING

LUMINAIRE



Scan the QR code or visit www.lironlighting.com/product/ledpfcuwp for the complete luminaire installation guide.

Note:

