

LS Series Landscape Flood Light (Made to Order)

Fixture Type:

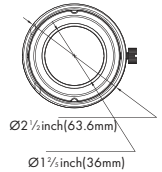
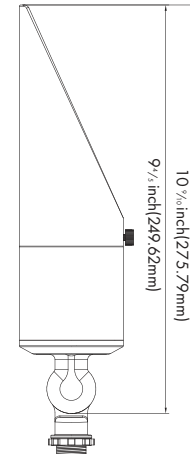
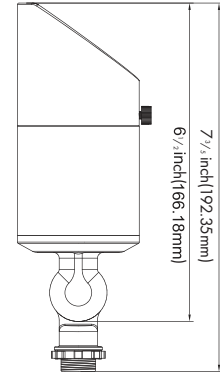
Project Name:

Location:

Date:

Features

- Rugged aluminum housing with UV resistant dark bronze powder coat finish
- 25° / 40° / 60° optical distribution options for different purpose use
- Adjustable swivel for easy aiming
- Optional 8" Ground stake mount



Product Performance Standard

Size	9 4/5" LX 2 1/2" W	Power Factor	90%
Weight	12 lb	LED lifespan	50,000 Hrs
IPRATE	IP65	Dimmable	Non Dimmable
Color Temp	2700K-3000K-4000K-5000K	Beam Angle	25° / 40° / 60°
CRI	80	Warranty	5 Years
Input Voltage	12-24V	Ambient Operation Temperature	-45C° (-50°F) ~40C° (104°F)

Ordering Guide Example: LEDLS 6W40K

Fixture type	Wattage	Color Temp.	Voltage	Finish	Options	Beam Angle
LEDLS	6W 10W	27K=2700K 30K=3000K 40K=4000K 50K=5000K	Blank = 12-24V	Blank = Dark Bronzed BK = Black WH = White	Blank = No option LC = Long Cowl SC = Short Cowl Ground Stake	25 = 25 Degree 40 = 40 Degree 60 = 60 Degree



LS Series Landscape Flood Light

Fixture Type:

Project Name:

Location:

Date:

Product Information

2700K			3000K	
WATTAGE	LUMEN	COWL	LUMEN	COWL
6W	480lm	Short Cowl	480lm	Short Cowl
6W	350lm	Long Cowl	350lm	Long Cowl
10W	600lm	Short Cowl	600lm	Short Cowl
10W	440lm	Long Cowl	440lm	Long Cowl

Optional Accessories



Ground Stake

-SKU: Ground Stake





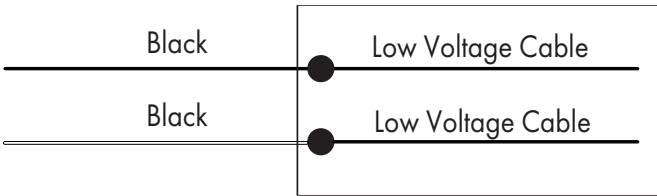
LS Series Landscape Flood Light

Fixture Type:
Project Name:
Location:
Date:

Wiring Diagram

CORD/ SUPPLY WIRING

LUMINAIRE



Scan the QR code or visit
www.lironlighting.com/ledls
for the complete luminaire installation guide.

Note:

