

HZI Series Hazardous Location Fixture

Fixture Type:
Project Name:
Location:
Date:

Features

- Copper-free aluminum housing with tempered glass lens
- High quality SMT LED and Meanwell driver
- Heavy duty and high impact resistance
- Gray epoxy powder coat finish
- Rugged housing with superior thermal design translates to long luminaire life
- Integrated junction box for driver
- Standard 0-10V dimming driver available
- Marine rating powder coated finish treatment
- Standard U bracket for Ceiling mount & wall mount hook mount/pole mount/arm mount also available
- Fixture operates safely in high ambient temperatures 40°F to 149°F(-40°C to 65°C)

Certification

Marking UL844

Class I, Division 1, Groups C,D
 Class I, Division 2, Groups A,B,C,D
 Class II, Division 1, Groups E,F,G
 Class II, Division 2, Groups F,G
 Class III

Marine Marking

UL 1598, UL1598A
 ABS
 Other Rating
 IP 66



Ordering Guide

Fixture Type	Wattage	Color Temp.	Voltage	Dimming	Beam Angle	Lens
HZI1	50W	30K = 3000K 35K = 3500K 40K = 4000K 50K = 5000K	Blank = 100-277V HV = 200-480V	DIM = 0-10V	D120 = 120°	Blank = Glass Lens

HZI1 (50W)



HZI2 (40W/60W/80W/100W)



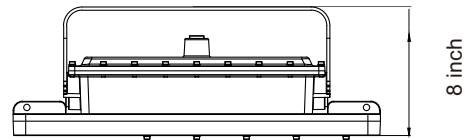
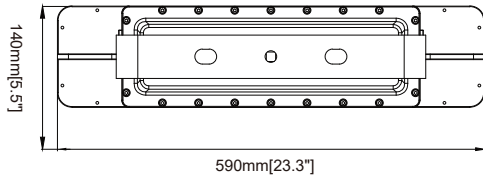
Mounting Methods

HZI2	40W	CM = Ceiling Mounting WM = Wall Mounting PM1 = Pole Mounting PEM = Pendant Mounting CM = Chain Mounting
	60W	
	80W	
	100W	

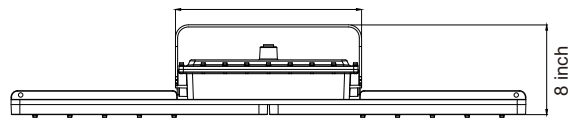
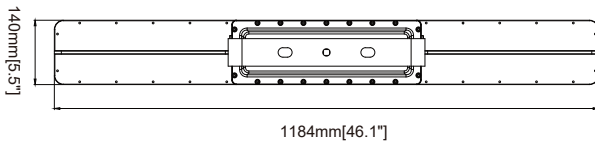
Fixture Type:
Project Name:
Location:
Date:

Dimension

HZI1 (50W)

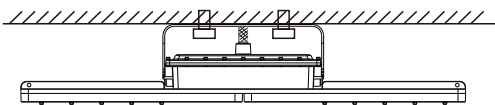


HZI2 (40W/60W/80W/100W)

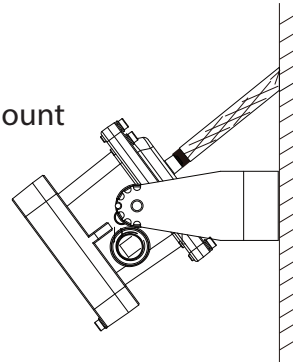


Mounting

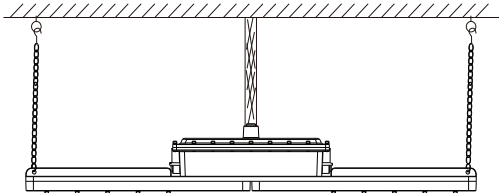
Ceiling Mount



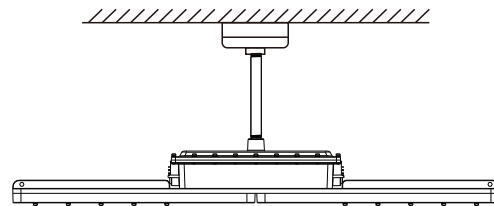
Wall Mount



Chain Mount



Pendent Mount





HZI Series Hazardous Location Fixture

Fixture Type:
Project Name:
Location:
Date:

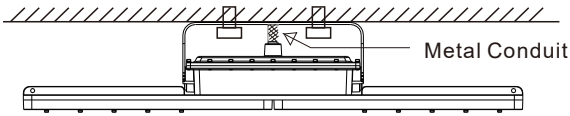
Performance Data

5000K				
SERIES	WATTAGE	VOLTAGE	LUMEN	EFFICACY
HZ11	50W	100-277V	7000 lm	140 lm/W
HZ12	40W	100-277V	5600 lm	140 lm/W
	60W	100-277V	8400 lm	140 lm/W
	80W	100-277V	12000 lm	140 lm/W
	100W	100-277V	14000 lm	140 lm/W


Fixture Type:
Project Name:
Location:
Date:

Mounting Methods

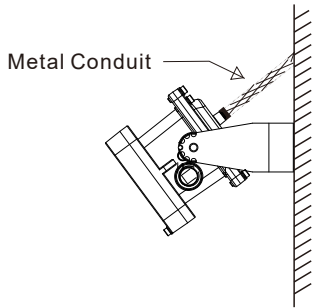
• Option 1: Ceiling Mounting




• Accessories




• Option 2: Wall Mounting



• Accessories



• Option 3: Pole Mounting



• Accessory



Fixture Type:

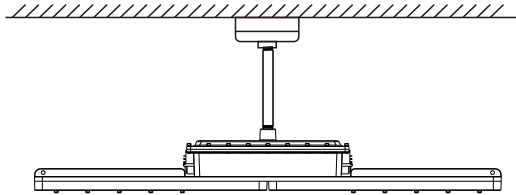
Project Name:

Location:

Date:

Mounting Methods


• Option 4: Pendant Mounting



• Accessories

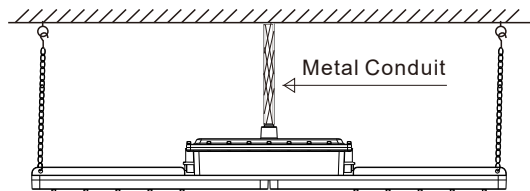


Junction Box
EX-HD51-KB1



Pole
Ex-Straight Pipe

• Option 5: Chain Mounting



• Accessories



Pendant Chain
Ex-Straight Chain



Metal Conduit
EX-NG