

# **HZG Series** Hazardous Location Fixture

**Fixture Type:**

**Project Name:**

**Location:**

**Date:**

## **Features**

- Copper-free aluminum housing with tempered glass lens
- High quality SMT LED and Meanwell driver
- Heavy duty and high impact resistance
- Gray epoxy powder coat finish
- Rugged housing with superior thermal design translates to long luminaire life
- Integrated junction box for driver
- Standard non dimmable driver, 0-10V dimming driver available
- Marine rating powder coated finish treatment
- Standard ceiling mount  
pendent mount/pole mount/arm mount also available
- Choice of glass or polycarbonate lens for different application
- Fixture operates safely in high ambient temperatures 40°F to 149°F (-40°C to 65°C)



## **Certification**

### **Marking UL844**

Class I, Division 1, Groups C,D  
Class I, Division 2, Groups A,B,C,D  
Class II, Division 1, Groups E,F,G  
Class II, Division 2, Groups F,G  
Class III

### **Marine Marking**

UL 1598, UL1598A  
ABS  
Other Rating  
IP 66

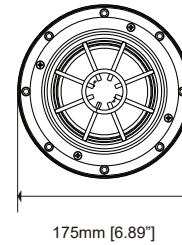
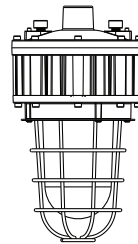
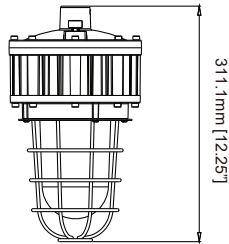
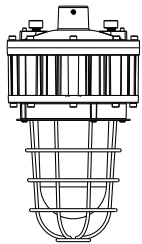


## **Ordering Guide**

Fixture Type	Wattage	Color Temp.	Voltage	Dimming	Beam Angle	Lens
HZG1	10W	35K = 3500K	Blank = 100-277V HV = 200-480V	Blank = Non Dimmable DIM = 0-10V	D 120 = 120°	Blank = Glass Lens PC = PC Lens
	20W					
	30W	40K = 4000K				
	40W					
	50W	50K = 5000K				
Add-on Accessories						
<div> <div>                     HZJB = Junction Box                      HZPIPE = Winding Swing Pipe                      HZAM = Surface Mount Arm                      HZ90JAM = 90° Arm with Jbox                      HZ90AM = 90° Arm                 </div> <div>                     HZ90P = 90° Pole Support                      HZ25P = 25° Pole Support                      HZ25JAM = 25° Arm with Jbox                      HZ25AM = 25° Arm Mount                 </div> <div>                     HZHK = Hook Mount                      HZCH = Pendent Chain                      HZPD = Pendant Adapter                      HZDAM = Direct Arm Mount                      HZCON = Metal Conduit                 </div> </div>						

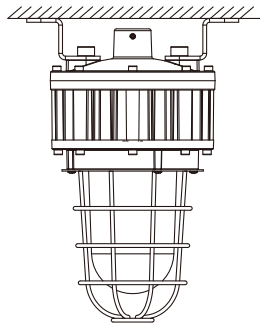


## Dimension

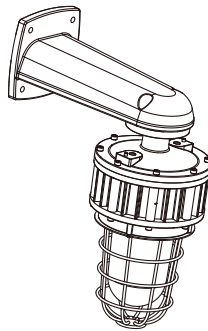


## Mounting

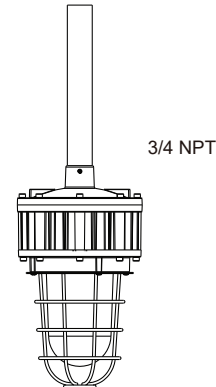
Ceiling Mount



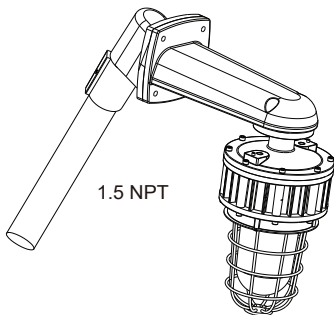
Arm Mount



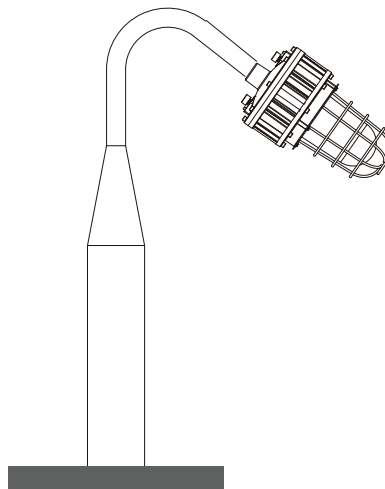
Pendent Mount



Arm Mount to pole



Pole Mount



## Performance Data

5000K				
SERIES	WATTAGE	VOLTAGE	LUMEN	EFFICACY
HZG1	10W	100-277V	1400 lm	140 lm/W
	20W	100-277V	2800 lm	140 lm/W
	30W	100-277V	4200 lm	140 lm/W
	40W	100-277V	5600 lm	140 lm/W
	50W	100-277V	7000 lm	140 lm/W

## Accessories



Model: HZJB  
Type: Junction Box



Model: HZ90P  
Type: 90 Degree Pole Support



Model: HZCON  
Type: Metal Conduit



Model: HZ25P  
Type: 25 Degree Pole Support



Model: HZ25JAM  
Type: 25 Degree arm to Junction box



Model: HZ90JAM  
Type: 90 Degree arm to Junction box



Model: HZPD  
Type: Pendent Direction Adapter



Model: HZ25AM  
Type: 25 Degree arm mount



Model: HZ90AM  
Type: 90 Degree arm mount



Model: HZWPIPE  
Type: Winding Swing Pipe



Model: HZSPIPE  
Type: Winding Swing Pipe



Model: HZCH  
Type: Chain



Model: HZHK  
Type: Installation Hook