

FIXTURE TYPE: _____
 PROJECT NAME: _____
 LOCATION: _____
 DATE: _____

HAZARDOUS LOCATION FIXTURE



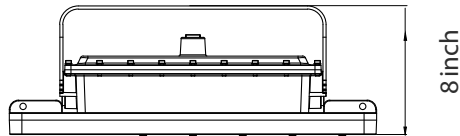
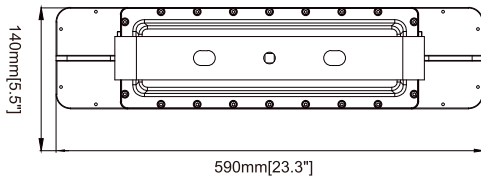
HZI1 (50W)



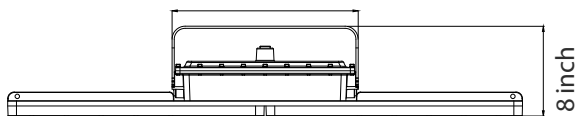
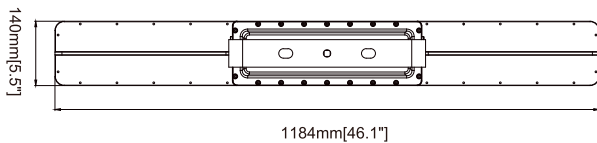
HZI2 (40W/60W/80W/100W)

Dimensions

HZI1 (50W)



HZI2 (40W/60W/80W/100W)



Certification

Marking UL844

Class I, Division 1, Groups C, D

Class I, Division 2, Groups C, D

Class II, Division 1, Groups E, F, G

Class II, Division 2, Groups F, G

Class III

UL 1598, UL1598A

ABS

IP 66

Features

- Copper-free aluminum housing with tempered glass lens
- High quality SMT LED and Meanwell driver
- Heavy duty and high impact resistance
- Gray epoxy powder coat finish
- Rugged housing with superior thermal design leads to long luminaire life
- Integrated junction box for driver
- Standard 0-10V dimming driver
- Marine rating powder coated finish treatment
- Standard U bracket for Ceiling mount & wall mount hook mount/pole mount/arm mount also available
- Fixture operates safely in high ambient temperatures to -40°C (-40°F) to 65°C (149°F)
- Up to 14,000 lumens
- Five-year warranty

FIXTURE TYPE: _____
 PROJECT NAME: _____
 LOCATION: _____
 DATE: _____

HAZARDOUS LOCATION FIXTURE

Ordering Guide

Fixture Type	Wattage	Color Temp	Voltage
HZI1	50W	30K= 3000K 35K = 3500K 40K = 4000K 50K = 5000K	Blank = 100-277V HV = 200-480V
HZI2	40W 60W 80W 100W		
Dimming	Beam Angle	Lens	Mounting Methods
DIM = 0-10V	D120 =120°	Blank = Glass Lens	Blank = Ubracket for Ceiling/ Wall /Pole Mounting PEM = Pendant Mounting CAM = Chain Mounting

Performance Data

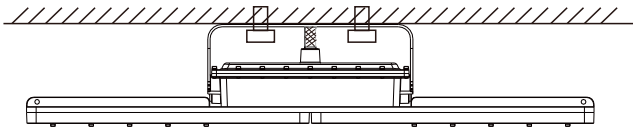
5000K				
SERIES	WATTAGE	VOLTAGE	LUMEN	EFFICACY
HZI1	50W	100-277V	7000lm	140lm/W
HZI2	40W	100-277V	5600lm	140lm/W
	60W	100-277V	8400lm	140lm/W
	80W	100-277V	12000lm	140lm/W
	100W	100-277V	14000lm	140lm/W

FIXTURE TYPE:
PROJECT NAME:
LOCATION:
DATE:

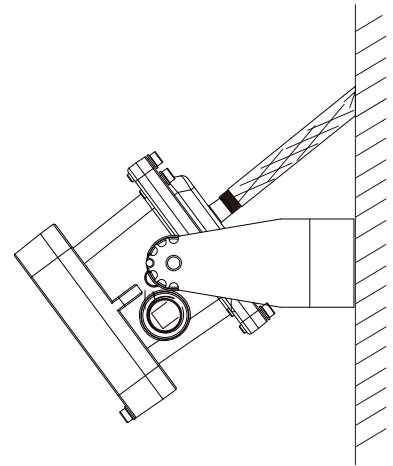
HAZARDOUS LOCATION FIXTURE

Mounting

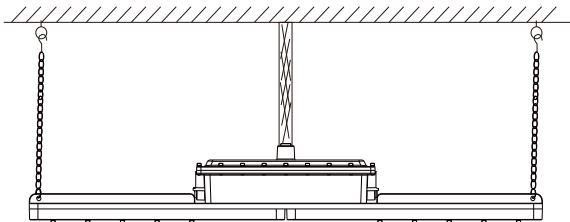
Ceiling Mount



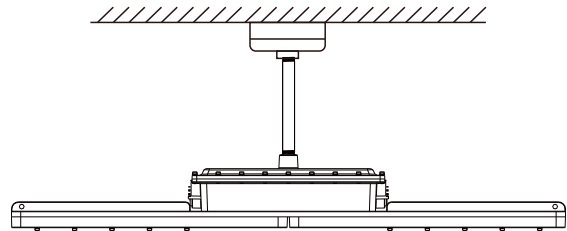
Wall Mount



Chain Mount



Pendent Mount

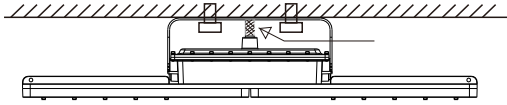


FIXTURE TYPE:
PROJECT NAME:
LOCATION:
DATE:

HAZARDOUS LOCATION FIXTURE

Mounting Methods

Option 1: Ceiling Mounting

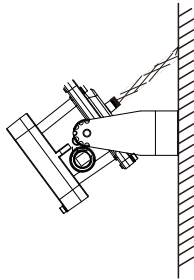


Accessories



Bracket

Option 2: Wall Mounting




Accessories



Bracket

Option 3: Pole Mounting



Accessory



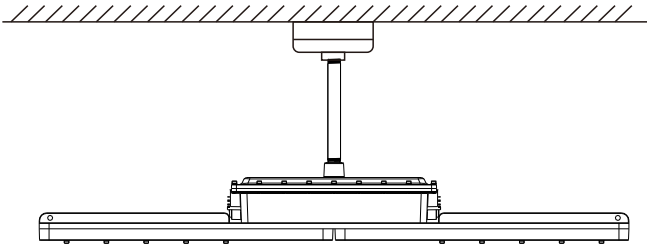
Bracket

FIXTURE TYPE:
PROJECT NAME:
LOCATION:
DATE:

HAZARDOUS LOCATION FIXTURE

Mounting Methods

Option 4: Pendant Mounting



Accessories

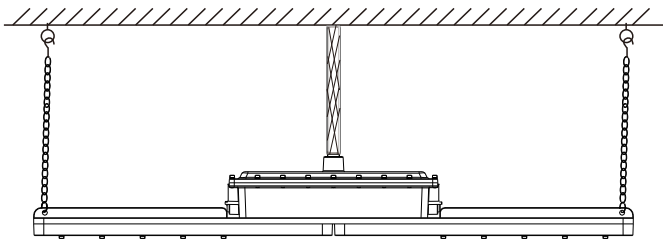


Junction Box
EX-HD51-KB1



Pole
Ex-Straight Pipe

Option 5: Chain Mounting



Accessories



Pendant Chain
Ex-Straight Chain