

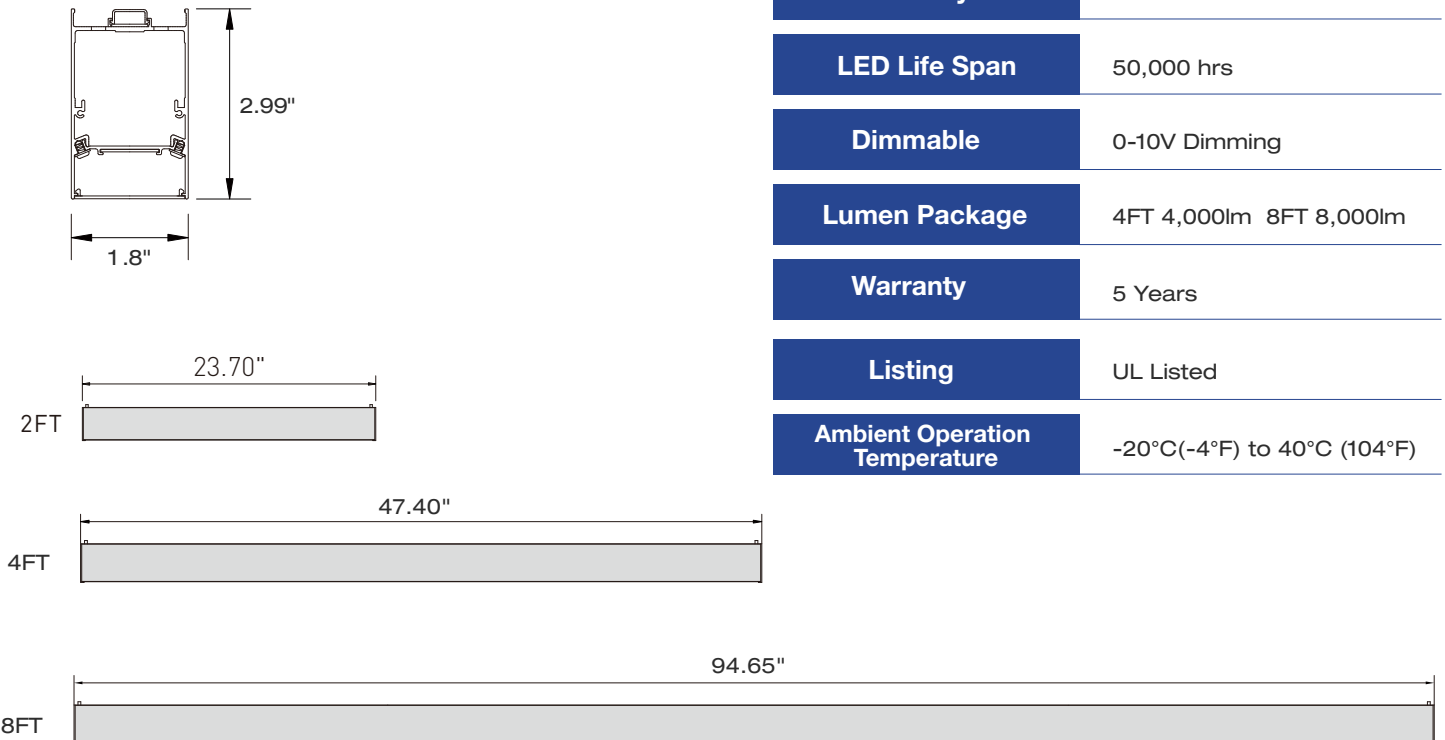
ALB Architectural Linear Series

FIXTURE TYPE:
 PROJECT NAME:
 LOCATION:
 DATE:

1.8" LINEAR SUSPENDED DIRECT LINEAR RUN LUMINAIRE



Dimensions



Specification

Material	Extruded aluminum housing
Lens	Diffuser
Beam angle	110 degree
Color Temp	3CCT 3000K/3500K/4000K
CRI	80
Input Voltage	120-277V
Installation	Suspended mount, Surface mount
Efficacy	110 lm/W
LED Life Span	50,000 hrs
Dimmable	0-10V Dimming
Lumen Package	4FT 4,000lm 8FT 8,000lm
Warranty	5 Years
Listing	UL Listed
Ambient Operation Temperature	-20°C(-4°F) to 40°C (104°F)

FIXTURE TYPE:
 PROJECT NAME:
 LOCATION:
 DATE:

ALB Architectural Linear Series

1.8" LINEAR SUSPENDED DIRECT LINEAR RUN LUMINAIRE

Features

- 1.8" wide architectural linear luminaries is available in 2ft, 4ft and 8ft.
- Simply provide wide, powerful lighting to any atmosphere with continuous runs.
- Extruded aluminum housing with premium powder coat white or black finish.
- Light distribution: 100% direct downlight only, 25%up/75%down and 100 downlight switchable.
- Color temperature adjustable 3000K/3500K/4000K.
- Wattage selectable 2ft 10W/15W/20W, 4ft 20W/30W/40W, 8ft 40W/60W/80W.
- Optical diffuser lens
- Various mounting option included suspended mount and surface mount.
- Optional emergency battery backup is available.

Ordering Guide Example: ALB-UW3CCT-WH-D-4

SKU	Wattage	CCT	Finish	Light Distribution	Linear Feet
ALB	UW = Wattage Selectable	3CCT = 3000K/3500K/4000K	WH = White BK = Black	A = adjustable 100% downlight or 25% up & 75% down	Nominal linear feet = in increments of 4' fixture lengths come in 2'/4'/8'

Optional Accessories

Emergency Battery Backup

EM
(SKU: EMBK15WH-A-EXT02) =
15W Emergency battery backup

Diffuser Lens Roll

LR42
(SKU:ALB-LR42) =
42' LENS ROLL

FIXTURE TYPE:
 PROJECT NAME:
 LOCATION:
 DATE:

ALB Architectural Linear Series

1.8" LINEAR SUSPENDED DIRECT LINEAR RUN LUMINAIRE

Mounting Ceiling Type - Dry wall ceiling or Drop ceiling

Dry wall Ceiling Mount Individual Run

Example: AL-PDW-S-BK-kit

AL-PDW	Canopy Shape	Finish	Notes:
Dry Wall Mounting Kit	R=Round S=Square	WH=White BK=Black	Dry wall ceiling mounts kit will consist of: 1 pc - 4" round or square canopy for power feed side, 1 pc - 4" round or square canopy for non power feed side, 1 pc - 2" round or square canopy for non power feed side, 1 pc - J-box cross bar, 1 pc - 5FT Power feed, 1 set - 5ft aircraft Cable

Dry wall Ceiling Mount Continued Run

Example: AL-PDW-S-BK,AL-NDWCNP-S-BK-2,ALB-FC

AL-PDW	Canopy Shape	Finish
Dry Wall Mounting Kit	R=Round S=Square	WH=White BK=Black

AL-NDWCNP	Canopy Shape	Finish	Canopy Size
Canopy for continued run non-power feed	R=Round S=Square	WH=White BK=Black	2=2inch 4=4inch

Linear Run connector



ALB-FC = Inline connector

Note : Optional 12ft power cable and 12ft aircraft cable available.
Both cable can be adjustable the length.

ALB Architectural Linear Series

FIXTURE TYPE:
 PROJECT NAME:
 LOCATION:
 DATE:

1.8" LINEAR SUSPENDED DIRECT LINEAR RUN LUMINAIRE

Drop Ceiling Mount Individual Run

Example: AL-PTB-R-9-F-WH-KIT

AL-PTB	Canopy Shape	Grid Size	Grid Type	Finish
Drop ceiling	R=Round	9 = 9/16	F = Flat	WH=White
mounting kit	S=Square	15 = 15/16	S = Slot	BK=Black

Notes:

Drop ceiling mounts kit will consist of:

- 1 pc - 4" round or square canopy for power feed side,
- 1 pc - 4" octagon junction box
- 1 pc - 4" round or square canopy for non power feed side,
- 1 pc - 2" round or square canopy for non power feed side,
- 1 set - T-grid clips for both power feed and non power feed,
- 1 pc - 5FT Power feed,
- 1 set - 5ft aircraft Cable.

Note : Optional 12ft power cable and 12t aircraft cable available.
Both cable can be adjustable the length.

Drop Ceiling Mount Continued Run

Example: AL-PTB-R-9-F-WH,AL-NTBCNP-R-9-F-WH-2,ALA-FC

Power feed	Canopy Shape	Grid Size	Grid Type	Finish
AL-PTB				
Drop ceiling mount	R=Round	9 = 9/16	F = Flat	WH=White
	S=Square	15 = 15/16	S = Slot	BK=Black

Non-Power feed	Canopy Shape	Grid Size	Grid Type	Finish	Canopy Size
AL-NTBCNP					
Drop ceiling mount	R=Round	9 = 9/16	F = Flat	WH=White	4=4inch
Non-Power feed side	S=Square	15 = 15/16	S = Slot	BK=Black	2=2inch

Linear Run connector




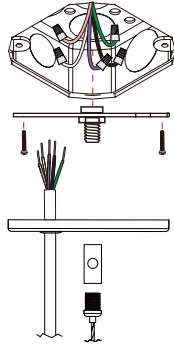
ALB-FC = Inline connector

FIXTURE TYPE:
 PROJECT NAME:
 LOCATION:
 DATE:

**1.8" LINEAR SUSPENDED
DIRECT LINEAR RUN LUMINAIRE**

Mounting

Dry Wall Mount

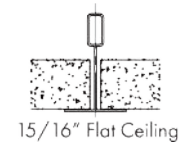
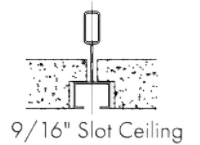
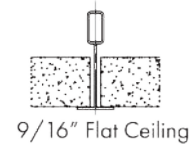


Drop Ceiling / Off Grid



Compatible for various T grid

- 9/16" Flat
- 9/16" Slat
- 15/16" Flat
- 15/16" Slat



Pendant Accessories For Dry Ceiling

Canopy Kits



Power Cord Kits



Aircraft Cable Kits



Pendant Accessories For Drop Ceiling

Canopy Kits



Power Cord Kits



T-grid Clips



Junction Box



Aircraft Cable Kits



FIXTURE TYPE:
 PROJECT NAME:
 LOCATION:
 DATE:

**1.8" LINEAR SUSPENDED
DIRECT LINEAR RUN LUMINAIRE**

Performance Data

Lens	Length	Wattage	Lumen Output	Efficacy (4000K)
Diffuser	2'	20W	2,200 lm	110 lm/W, 1,100 lm/ft
		15W	1,650 lm	110 lm/W, 825 lm/ft
		10W	1,100 lm	110 lm/W, 550 lm/ft

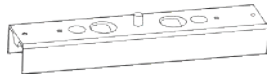
Lens	Length	Wattage	Lumen Output	Efficacy (4000K)
Diffuser	4'	40W	4,400 lm	110 lm/W, 1,100 lm/ft
		30W	3,300 lm	110 lm/W, 825 lm/ft
		20W	2,200 lm	110 lm/W, 550 lm/ft

Lens	Length	Wattage	Lumen Output	Efficacy (4000K)
Diffuser	8'	80W	8,800 lm	110 lm/W, 1,100 lm/ft
		60W	6,600 lm	110 lm/W, 825 lm/ft
		40W	4,400 lm	110 lm/W, 550 lm/ft

FIXTURE TYPE:
 PROJECT NAME:
 LOCATION:
 DATE:

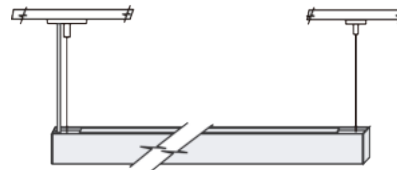
**1.8" LINEAR SUSPENDED
DIRECT LINEAR RUN LUMINAIRE**

Line Connection

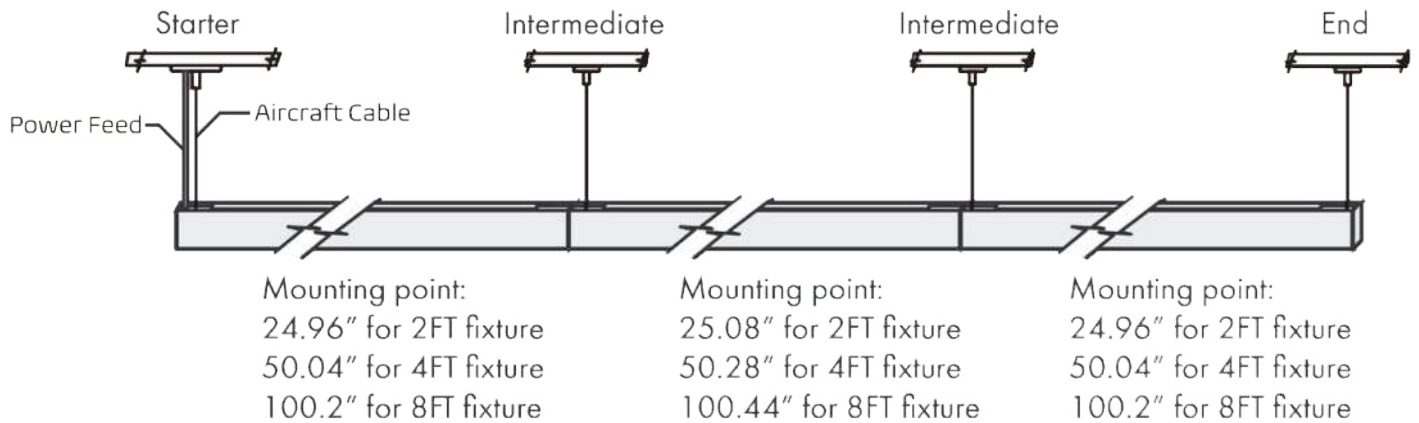


Linear Connector
Sold Separately
SKU: ALB-FC

120Vac: Connections up to 40ft
277Vac: Connections up to 100ft



Mounting point:
24.72" for 2FT fixture
49.8" for 4FT fixture
100.08" for 8FT fixture



Optional Accessories

Emergency Battery Backup:



Emergency Battery Backup
SKU: EMBK15WH-A-EXT02

- 15W external emergency battery backup require field install.

FIXTURE TYPE:
 PROJECT NAME:
 LOCATION:
 DATE:

**ALB Architectural
Linear Series**

**1.8" LINEAR SUSPENDED
DIRECT LINEAR RUN LUMINAIRE**

Luminaire Run Length (ft)	Run Configuration	Line Joiner	5' Power Cable	5' Aircraft Cable	Canopy
2	2'	-	1	2	2
4	4'	-	1	2	2
6	4'+ 2'	1	1	3	3
8	8'	-	1	2	2
10	8'+ 2'	1	1	3	3
12	8'+ 4'	1	1	3	3
14	8'+ 4'+ 2'	2	1	4	4
16	8'+ 8'	1	1	3	3
18	8'+ 8'+ 2'	2	1	4	4
20	8'+ 8'+ 4'	2	1	4	4
22	8'+ 8'+ 4'+ 2'	3	1	5	5
24	8'+ 8'+ 8'	2	1	4	4
26	8'+ 8'+ 8'+ 2'	3	1	5	5
28	8'+ 8'+ 8'+ 4'	3	1	5	5
30	8'+ 8'+ 8'+ 4'+ 2'	4	1	6	6
32	8'+ 8'+ 8'+ 8'	3	1	5	5
34	8'+ 8'+ 8'+ 8'+ 2'	4	1	6	6
36	8'+ 8'+ 8'+ 8'+ 4'	4	1	6	6
38	8'+ 8'+ 8'+ 8'+ 4'+ 2'	5	1	7	7
40	8'+ 8'+ 8'+ 8'+ 8'	4	1	6	6
42	8'+ 8'+ 8'+ 8'+ 8'+ 2'	5	2	7	7