



HZA Series Hazardous Location Fixture

Features

- Copper-free aluminum housing with tempered glass lens
- High quality SMT LED and Meanwell driver
- Heavy duty and high impact resistance
- Gray epoxy powder coat finish
- Rugged housing with superior thermal design translates to long luminaire life
- Integrated junction box for driver
- Standard non dimmable driver, 0-10V dimming driver available
- Marine rating powder coated finish treatment
- Standard U bracket for Ceiling mount & wall mount
hook mount/pole mount/arm mount also available
- Fixture operates safely in high ambient temperatures 40°F to 149°F (-40°C to 65°C)

Certification

Marking UL844

Class I, Division 2, Groups A, B, C, D
Class II, Division 1, Groups E, F, G
Class II, Division 2, Groups F, G
Class III

Marine Marking

UL 1598, UL1598A
ABS
Other Rating
IP 66



Ordering Guide

Fixture Type	Wattage	Color Temp.	Voltage	Dimming	Beam Angle	Lens
HZA1	20W 40W 60W	35K = 3500K 40K = 4000K 50K = 5000K	Blank = 100-277V HV = 200-480V	Blank = Non Dimmable DIM = 0-10V	D120 = 120°	Blank = Glass Lens
HZA2	80W 100W	Mounting Option				
HZA3	150W 180W 200W					
HZA4	250W 300W 400W					

CM = Ceiling Mounting
WM = Wall Mounting
HM = Hook Mounting
TM = Trunnion Mounting
PM = Pole Mounting (vertical)

PM = Pole Mounting (non-vertical)
STM = Stanchion Mounting on the Wall
STMP90 = Stanchion Mounting on the Pole (90°)
STMP25 = Stanchion Mounting on the Pole (25°)
WMJB90 = Wall Mounting with Junction Box (90°)
WMJB25 = Wall Mounting with Junction Box (25°)

Fixture Type:

Project Name:

Location:

Date:

A Series

A1(20W/40W/60W)

A2(80W/100W)



A3(150W/180W/200W) A4(250W/300W/400W)



Last Rev 8-25-2021



10835 S Wilcrest Dr, Ste C Houston TX 77099 | Customer Service : 833-875-4766 | Email : Sales@lironlighting.com

Due to continuous product improvements, specifications and dimensions are subject to change without notice. Certain options have limited compatibility with some other product selections. Consult www.lironlighting.com for most current technical information.

HZA Series Hazardous Location Fixture

Fixture Type:

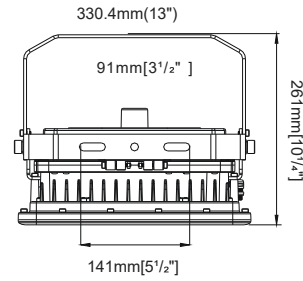
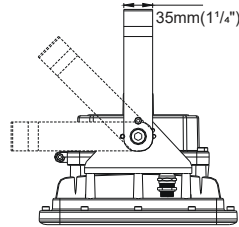
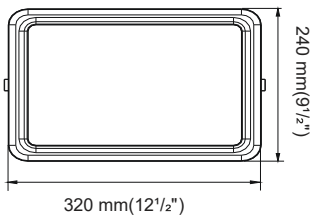
Project Name:

Location:

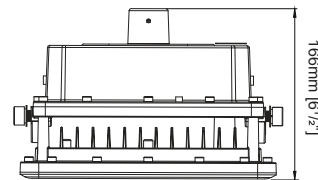
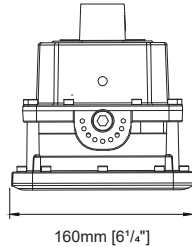
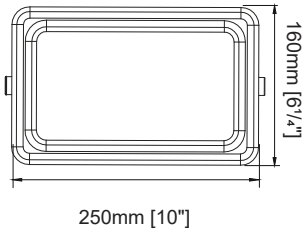
Date:

Dimension

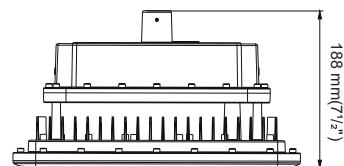
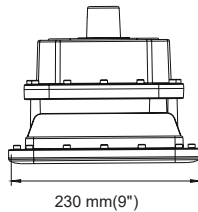
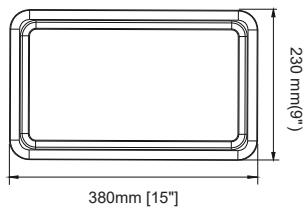
HZA1



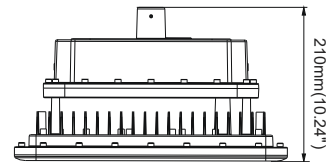
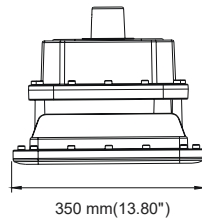
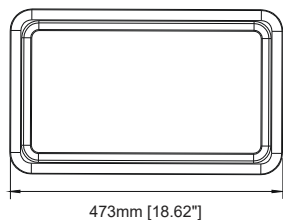
HZA2



HZA3



HZA4



HZA Series Hazardous Location Fixture

Fixture Type:

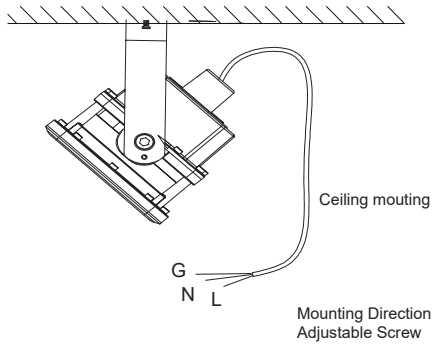
Project Name:

Location:

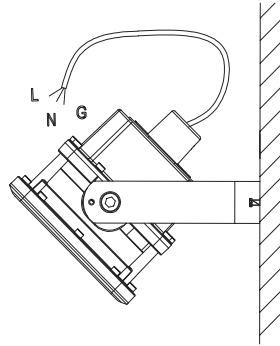
Date:

Mounting

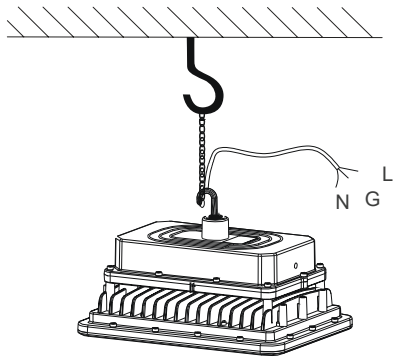
Ceiling Mount (Default)



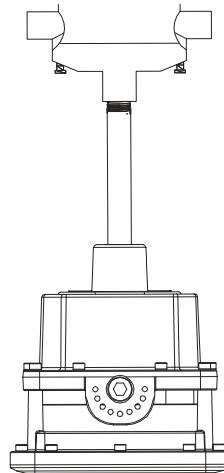
Wall Mount (Default)



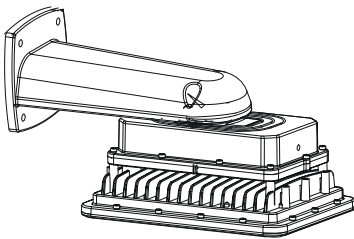
Hook Mount



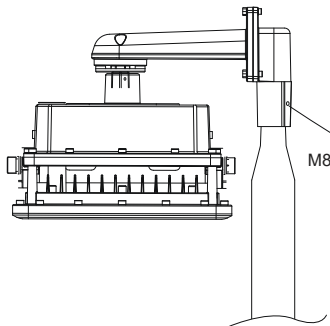
Pendent Mount



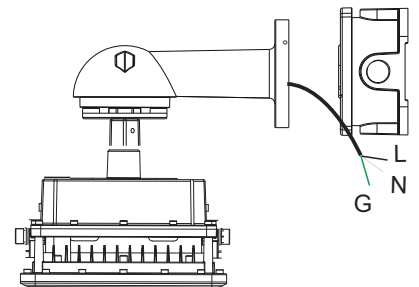
Arm Mount



Stanchion Mount



Wall Mount





HZA Series Hazardous Location Fixture

Fixture Type:
Project Name:
Location:
Date:

Performance Data

5000K				
SERIES	WATTAGE	VOLTAGE	LUMEN	EFFICACY
HZA1	20W	100-277V	2800lm	140lm/W
	40W	100-277V	5600lm	140lm/W
	60W	100-277V	8400lm	140lm/W
HZA2	80W	100-277V	11200lm	140lm/W
	100W	100-277V	14000lm	140lm/W
HZA3	150W	100-277V	21000lm	140lm/W
	180W	100-277V	25200lm	140lm/W
	200W	100-277V	28000lm	140lm/W
HZA4	250W	100-277V	35000lm	140lm/W
	300W	100-277V	42000lm	140lm/W
	400W	100-277V	56000lm	140lm/W



Fixture Type:

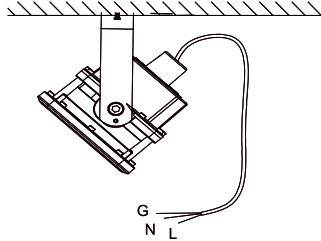
Project Name:

Location:

Date:

Mounting Methods

• Option 1: Ceiling Mounting

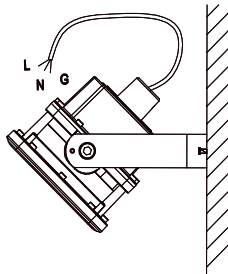


• Accessory



Bracket

• Option 2: Wall Mounting

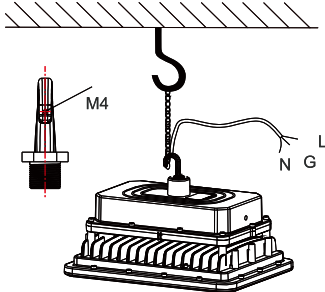


• Accessory



Bracket

• Option 3: Hook Mounting



• Accessories

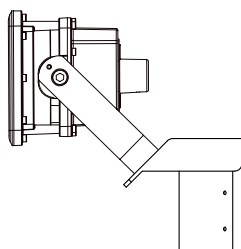


**Hook
Ex-Hook**



**Pendant Chain
Ex-Straight Chain**

• Option 4: Trunnion Mounting (Only for A1 and A2)



• Accessory



**EX-Slip
Fitter Mounting Kit**

HZA Series Hazardous Location Fixture

Fixture Type:

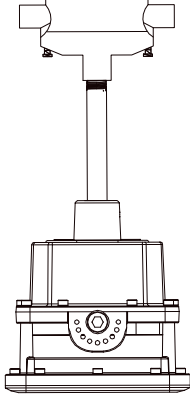
Project Name:

Location:

Date:

Mounting Methods

• Option 5: Pole Mounting (Vertical)



• Accessories

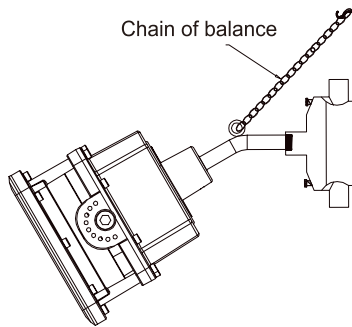


Junction Box
EX-HD51-KB1



Pole
Ex-Straight Pipe

• Option 6: Pole Mounting (Non-vertical)



• Accessories



Junction Box
EX-HD51-KB1

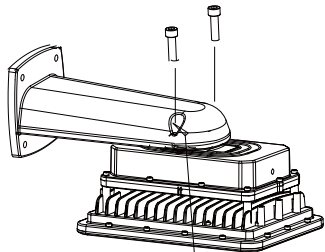


Pole
Ex-Bended Pipe



Pendant Chain
Ex-Straight Chain

• Option 7: Stanchion Mounting on the Wall



45mm



Make sure the screw is fixed well for safety.

6# Allen key

• Accessory



Stanchion Arm
Ex-MArm

HZA Series Hazardous Location Fixture

Fixture Type:

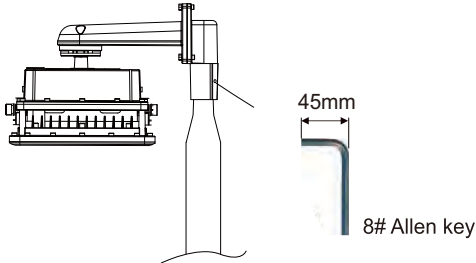
Project Name:

Location:

Date:

Mounting Methods

• Option 8: Stanchion Mounting on the Pole (90 Degree)

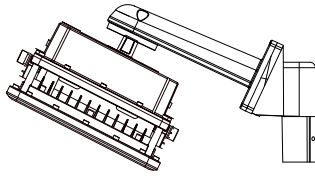


• Accessories



EX-90PSupport

• Option 9: Stanchion Mounting on the Pole (25 Degree)

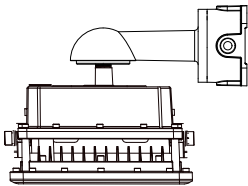


• Accessories



EX-25PSupport

• Option 10: Wall Mounting with Junction Box (90 Degree)

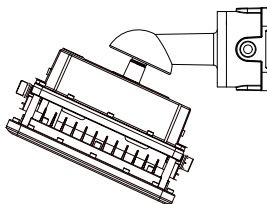


• Accessory



**Stanchion Arm
EX-HD51-KYD 90**

• Option 11: Wall Mounting with Junction Box (25 Degree)



• Accessory



**Stanchion Arm
EX-HD51-KYD 25**