

**Fixture Type:**

**Project Name:**

**Location:**

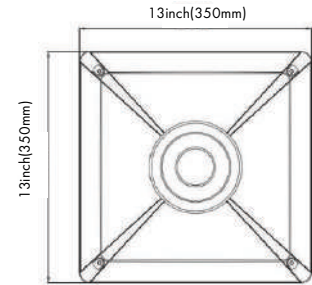
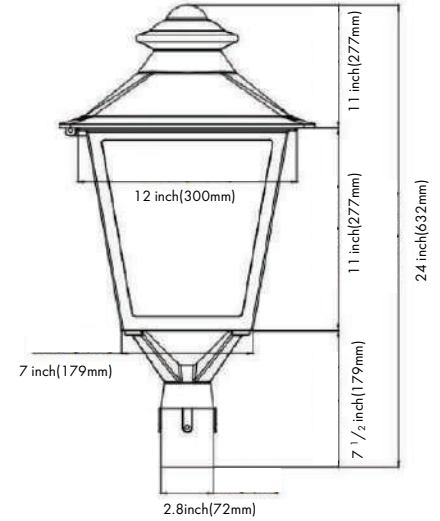
**Date:**

## Features

- Traditional style LED Post Top
- Die cast aluminum housing
- Forest lenses
- Black polyester powder coat finish
- CCT adjustable 3000K/4000K/5000K
- 0-10V dimming driver
- Standard 2-<sup>3</sup>/<sub>8</sub>" tenon, add-on accessories 3" tenon available
- Compatible with motion sensor and photocell



## Dimension



## Product Performance Standard

<b>Size</b>	24"L X 11" W X 7" H	<b>Power Factor</b>	≥90%
<b>Weight</b>	20 lb	<b>LED Lifespan</b>	50,000 Hrs
<b>IP Rate</b>	IP65	<b>Dimmable</b>	0-10V Dimming
<b>Color Temp</b>	3CCT	<b>THD</b>	<20%
<b>CRI</b>	70	<b>Warranty</b>	5 Years
<b>Input Voltage</b>	120-277V	<b>Ambient Operation Temperature</b>	-40C° (-40°F) ~40C° (104°F)

## Ordering Guide Example: LEDPPST 60W 3CCT

Fixture Type	Wattage	Color Temp.	Voltage	Finish	Optional Accessories
LEDPPST	30 W 60 W * 80W * 100W * 120W	3CCT = 30K/40K/50K Color Temp. Switchable	Blank = 120-277V	Blank = Black	Blank = No Accessories PC = Photocell (-ALPC) MS = Motion Sensor (BL-PIR823-IN) PKBRK-3RDAP= 3 inch tenon adaptor

\*Note: 80W, 100W, 120W does not support photocell.

**Fixture Type:**

**Project Name:**

**Location:**

**Date:**

## Product Information

3000K			4000K		5000K	
WATTAGE	LUMEN	EFFICACY	LUMEN	EFFICACY	LUMEN	EFFICACY
30W	3400lm	113lm/W	3500lm	114lm/W	3600lm	115lm/W
60W	7000lm	116lm/W	7100lm	117lm/W	7200lm	118lm/W

## Optional Accessories



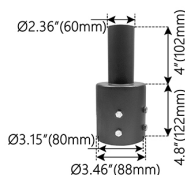
### Photocell Included

-SKU: ALPC  
-3 PIN twist lock photocell is pre-installed by request.



### PIR - Motion Sensor

-SKU: BL-PIR823-IN  
-Internal PIR Motion Sensor is pre-installed by request.



### 3 Inch Tenon Adapter

-SKU: PKBRK-3RDAP  
For use with Round, non-tapered steel and aluminum poles.  
Furnished with three 3/8" hex head stainless-steel bolts.  
Vertical tenon measures 2-3/8" O.D. Fixtures mounted to this bracket can be adjusted both vertically and horizontally.

For the accessories detail, please visit [www.lironlighting.com/product\\_categories/add-on-accessories](http://www.lironlighting.com/product_categories/add-on-accessories)

**Fixture Type:**

**Project Name:**

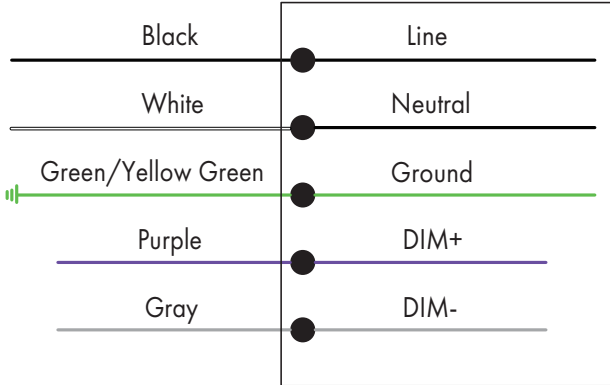
**Location:**

**Date:**

**Wiring Diagram**

CORD/ SUPPLY WIRING

LUMINAIRE



Scan the QR code or visit [www.lironlighting.com/products/ledppst](http://www.lironlighting.com/products/ledppst) for the complete luminaire installation guide

Note:

---

---

---

---

---

---

---

---