

Features

- Durable die cast aluminum housing with Silver gray polyester powder coat finish
- Zero uplight design for environmentally friendly installation
- Versatile mounting options: bracket that adjusts to fit both 2-3/8" & 1-5/8" arm mount or direct wall mounting
- 3 Pin twist lock photocell included

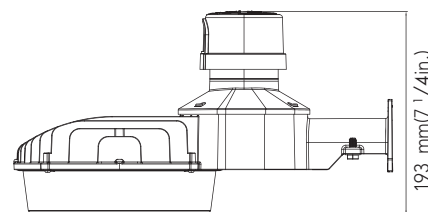
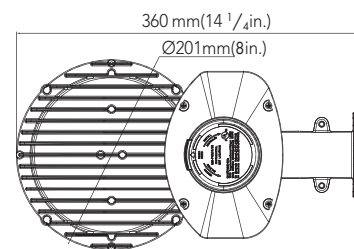


Product Performance Standard

Size	14 1/4" L X 7 1/4" W	Power Factor	~90%
Weight	5 lb	LED Lifespan	50,000 Hrs
IP Rate	IP65	Dimmable	1-10V Dimmable
Color Temp	4000K-5000K	Photocell	Included
CRI	70	Warranty	5 Years
Input Voltage	120-277V	Ambient Operation Temperature	-40C° (-40°F) ~40C° (104°F)



Dimension



Ordering Guide

Example: LEDDTD 45W50K

Fixture Type	Wattage	Color Temp.	Voltage	Finish	Mounting Pole
LEDDTD	45W	40K=4000K	Blank = 120-277V	Standard Finish: Blank = Silver Grey	DTDMK = Mounting Pole
	65W	50K=5000K		1 Premium Finish: DB = Dark Bronze	
	90W			BK = Black	
				WH = White	

Note: 1. Premium finish incur on additional cost, contact factory for MOQ and availability.

Fixture Type:

Project Name:

Location:

Date:

Product Information

4000K			5000K	
WATTAGE	LUMEN	EFFICACY	LUMEN	EFFICACY
45W	6150lm	137lm/W	6200lm	138lm/W
65W	8650lm	133lm/W	8800lm	135lm/W
90W	12200lm	136lm/W	12200lm	136lm/W

Optional Accessories



Internal Photocell Included

- SKU: ALPC
- 3 PIN twist lock photocell is field installed or pre-installed by request.



Arm Mount Kit

- SKU: DTD-MK
- For the pole mount option

For the accessories detail, please visit www.lironlighting.com/product_categories/add-on-accessories/



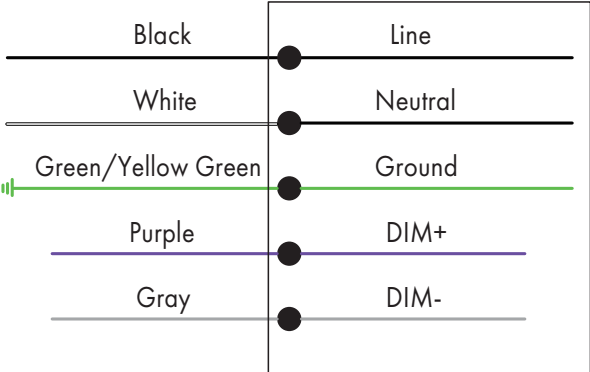
DTD Series Dusk to Dawn

Fixture Type:
Project Name:
Location:
Date:

Wiring Diagram

CORD/ SUPPLY WIRING

LUMINAIRE



Scan the QR code or visit www.lironlighting.com/products/ledtd for the complete luminaire installation guide.

Note:
