

LED TRADITIONAL POST TOP

Experience the perfect blend of classic design and cutting-edge LED technology with our Traditional Post Top, delivering reliable and efficient lighting for a wide range of outdoor applications.



Visit us: www.lironlighting.com

PPST



LEDPPST LED Traditional Post Top

Description

The lantern post top is available in a variety of styles and finishes, but if you're looking for a classic and traditional look, you can't go wrong with a simple yet elegant design. Featuring a frame and clear or frosted glass panels, this fixture emits a warm and inviting glow, perfect for creating a cozy ambiance in outdoor settings such as parks, walkways, and gardens.



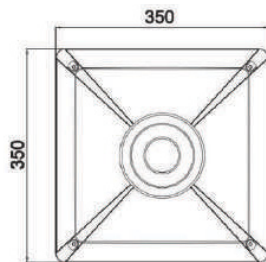
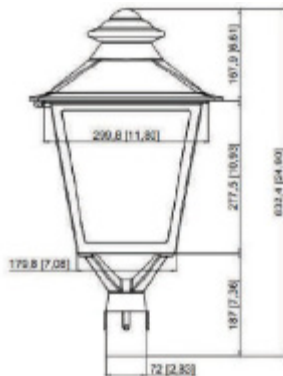
Photocell

3 pin twist lock photocell to maximize the cost saving benefits.


Housing

The die-cast aluminum housing and glass lens combination ensures long-lasting durability and performance.

Dimensions:




Photometrics:




Type III

Type IV



Type V

Accessories:



Photocell
included



CCT
adjustable

Performance Data:

| | 5000K | |
|---------|---------|----------|
| Wattage | Lumen | Efficacy |
| 30W | 3600lm | 120lm/W |
| 60W | 7200lm | 120lm/W |
| 120W | 14400lm | 120lm/W |