

Features

- Durable cold rolled steel housing with white coat finish
- White polycarbonate frosted lens
- CCT Adjustable 3500K/4000K/5000K
- Wattage selectable
- 0-10V dimming driver
- Ceiling mount or optional hanging kit for Suspended mount
- Optional linkable by using the 8ft connector
- Compatible with motion sensor and emergency battery



Linkable

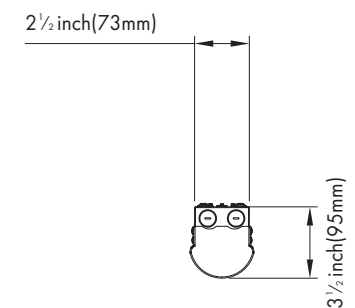
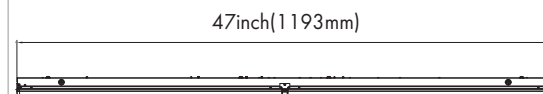
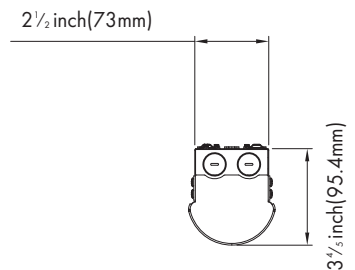
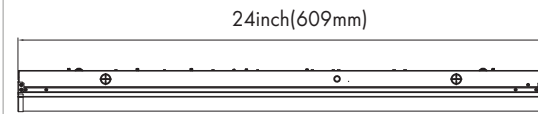
Product Performance Standard

Size	2FT/4FT	Power Factor	≥90%
Weight	5lb	LED lifespan	50,000 hrs
Color Temp	CCT Adjustable	Dimmable	0-10V Dimming
CRI	80	Warranty	5 Years
Input Voltage	120-277V	Ambient Operation Temperature	0C° (32°F) ~40C° (104°F)

Ordering Guide

Example: LEDSP2FT 20W

Dimension



Fixture Type	Wattage	Color Temp.	Voltage	Finish	Optional Accessories
LEDSP2FT	20 W	UT (35K/40K/50K) (Color Temp. Switchable)	Blank = 120-277V	Blank = White	Blank = No Accessories MS = Motion Sensor (BL-PIR819-EX) 1EM = Emergency Battery Backup (S-EMBK8WLV-INT) SP = Suspension Kit RC = 8FT Converter
LEDSP4FT	UW Wattage Selectable (24/32/40W)				

Notes: 1.LEDSP2FT Strip is not suitable emergency battery.

Product Information

	3500K		4000K		5000K	
WATTAGE	LUMEN	EFFICACY	LUMEN	EFFICACY	LUMEN	EFFICACY
20W	2500lm	125lm/W	2560lm	128lm/W	2600lm	130lm/W
24W	2500lm	125lm/W	2560lm	128lm/W	3120lm	130lm/W
32W	4000lm	125lm/W	4096lm	128lm/W	4160lm	130lm/W
40W	5000lm	125lm/W	5120lm	128lm/W	5200lm	130lm/W

Optional Accessories



External PIR - Motion Sensor

- SKU: BL-PIR819-EX
- Internal PIR Motion Sensor is field installed or pre-installed by request.



Emergency Battery Backup

- SKU: S-EMBK8WLV-INT
- Internal battery backup is field installed or pre-installed by request.
- Delivery 1000 lumen for 90min emergency use.



8 FT Convertor

- SKU: RC-LEDSP4FTUWUT
- For connect two fixtures to form 8ft linear strip



Hanging Kit

- SKU: Suspension Kit
- Use for suspended mount

For the accessories detail, please visit www.lironlighting.com/add-on-accessories

Fixture Type:

Project Name:

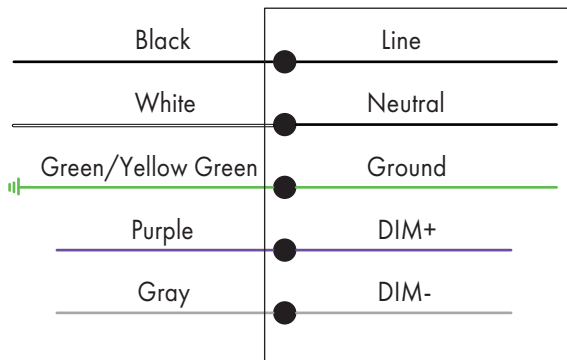
Location:

Date:

Wiring diagram

CORD/ SUPPLY WIRING

LUMINAIRE



Scan the QR code or visit
www.lironlighting.com/product/ledsp
 for the complete luminaire installation guide.

Note:
