

LED CRH Series Cobra Head Road Light

Fixture Type:

Project Name:

Location:

Date:

Features

- Heavy-duty cast aluminum housing
- Traditional cobra head appearance
- Removable door 3G vibration rated to ensure strength of construction and longevity in application
- Integral 10kV surge suppression protection standard
- 3 Pin photocell pre-installed.
- Mounting arm kit included.
- Available in type III distribution
- Fit 1-5/8" OD to 2-3/8" OD .tenon.



Product Performance Standard

Size	20.8in x 8.14in x 4.27in	Power Factor	≥90%
Weight	10 lb	LED Lifespan	50,000 Hrs
IP Rate	IP66	Dimmable	1-10V Dimmable
Color Temp	4000K-5000K	Light Distribution	III
CRI	70	Warranty	5 Years
Input Voltage	120-277V / 347-480V	Ambient Operation Temperature	-40C° (-40°F) ~45C° (113°F)



Ordering Guide

Example: LEDCRH-70W40K3

Fixture Type	Wattage	Color Temp.	Voltage	Finish	Distribution Type
LEDCRH	70W	40K=4000K	Blank = 120-277V	Standard Finish: Blank = Silver Grey	3 = Type III
	105W	50K=5000K	HV = 347 -480V	1Premium Finish: DB = Dark Bronze	
	150W			BK = Black WH = White	

Note: 1. Premium finish incur on additional cost, contact factory for MOQ and availability.

Fixture Type:

Project Name:

Location:

Date:

Product Information

4000K			5000K	
WATTAGE	LUMEN	EFFICACY	LUMEN	EFFICACY
70W	9800lm	140m/W	9900lm	141m/W
105W	14490lm	138lm/W	14595lm	139lm/W
150W	19500m	131lm/W	20000m	133lm/W

Accessories



Twist lock Photocell Included

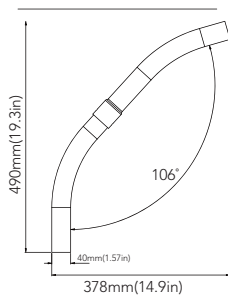
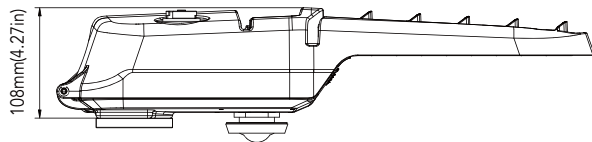
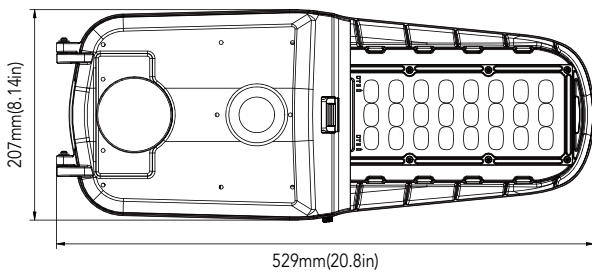
-SKU: ALPC

-3 PIN twist lock photocell included

For the accessories detail, please visit www.lironlighting.com/add-on-accessories

Dimensions

70W/105W



150W

605.5mm (23.84in.)

