

S2LHB Series G2 Linear High Bay

Fixture Type:

Project Name:

Location:

Date:

Features

- Integrated aluminum alloy construction with white coat finish
- Polycarbonate lens with clear diffuser for distribution
- 1-10V dimming driver
- Steel wire rope included pendant or surface mounting available
- Extensive lumen range for 10' to 60' mounting height
- Compatible with motion sensor and emergency battery backup



Product Performance Standard

Size	See dimension for detail	Efficacy	Up to 142lm/W
Weight	5lb/9lb/22lb	LED lifespan	100,000 Hrs
Color Temp	4000K/5000K	Dimmable	1-10V Dimming
CRI	80	Warranty	10 Years
Input Voltage	120-277V/347-480V	Ambient Operation Temperature	-40°C (-40°F) ~55°C (131°F)



90W/130W

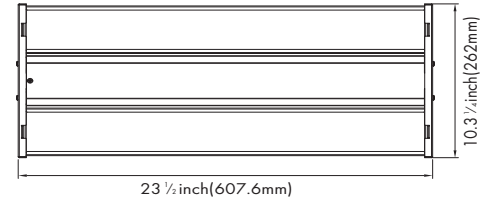


180W/210W

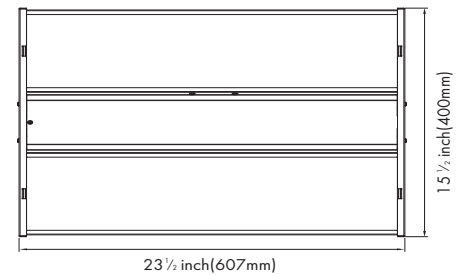


270W/300W/370W

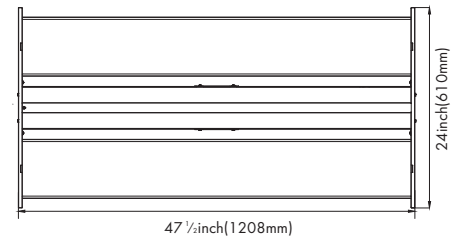
Dimension



90W/130W



180W/210W



270W/300W/370W

Ordering Guide

Example: LEDS2LHB 130W 50K

Fixture Type	Wattage	Color Temp.	Voltage	Finish	Optional Accessories	Wire Guard
LEDS2LHB	90W*	40K=4000K	Blank = 120-277V	Blank =White	Blank = No Accessories	Blank = No Wire Guard
	130W*	50K=5000K	HV = 347-480V		MS = Motion Sensor (BL-PIR-INT)	WG = Wire Guard (WG-SLHB130/180/210)
	180W				EM = Emergency Battery Backup (S-EMBK8WLV-INT) (S-EMBK16WLV-INT)	
	210W					
	270W					
	300W					
	370W					

Notes: *Emergency battery not suitable for 90W & 130W.

**Emergency battery is only available for low voltage.

Fixture Type:

Project Name:

Location:

Date:

Product Information

4000K			5000K	
WATTAGE	LUMEN	EFFICACY	LUMEN	EFFICACY
90W	12600lm	140lm/W	12600lm	140lm/W
130W	18500lm	142lm/W	18500lm	142lm/W
180W	25200lm	140lm/W	25200lm	140lm/W
210W	29000lm	138lm/W	29000lm	138lm/W
270W	37000lm	137lm/W	37000lm	137lm/W
300W	41500lm	138lm/W	41500lm	138lm/W
370W	50500lm	136lm/W	50500lm	136lm/W

Optional Accessories



PIR - Motion Sensor

- SKU: BL-PIR-INT
- Internal PIR motion sensor is field installed or pre-installed by request



8 Watt Emergency Battery Backup

- SKU: S-EMBK16WLV-INT
- Internal battery backup is field installed or pre-installed by request
- Delivered 1,120 lumen 90 min for emergency use



16 Watt Emergency Battery Backup

- SKU: S-EMBK16WLV-INT
- Internal battery backup is field installed or pre-installed by request
- Delivered 2,240 lumen 90 min for emergency use



Wire Guard

- SKU: WG-SLHB 130/180/210
- Excellent choice for linear bay in larger warehouse, retail application or industrial building where lamp protection is need

For the accessories detail, please visit www.lironlighting.com/product_categories/add-on-accessories

Fixture Type:

Project Name:

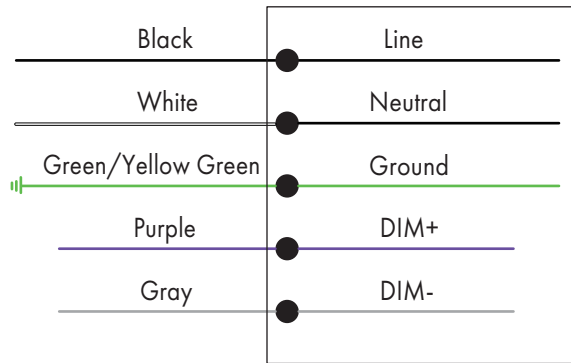
Location:

Date:

Wiring Diagram

CORD/ SUPPLY WIRING

LUMINAIRE



Scan the QR code or visit
www.lironlighting.com/products/leds2lhb
 for the complete luminaire installation guide.

Note:
