

ACD Series Architecture Down Light

Fixture Type:

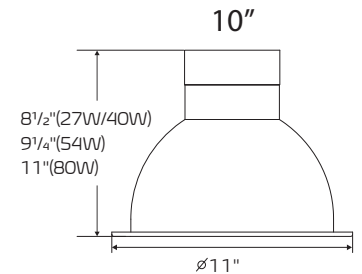
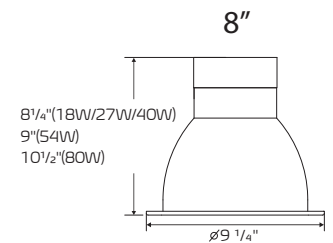
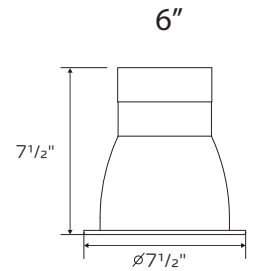
Project Name:

Location:

Date:

Features

- Split design of LED light engine and trim, one engine allows for seamless integration of multiple trim options
- White aluminum trim ring available in 6", 8", 10"
- Wattage selectable
- 40W available in 3CCT 30/35/40K
- 80W available in single temperature 3500K/4000K
- Provided with spring steel friction clips allowing for installation in a variety of commercial recessed open frame rough in sections



Product Performance Standard

Size	6"/8"/10"	Power Factor	≥90%
Weight	4 lb	LED Lifespan	50,000 Hrs
CRI	80	Dimmable	1-10 Dimming
Color Temp	Singel Color Temp./CCT Adjustable	Warranty	5 Years
Input Voltage	110-277V/110-347	Ambient Operation Temperature	-10C° (32°F) ~40C°(104°F)

Ordering Guide Example: LEDACD-UW3CCT

Fixture Type	Wattage	Color Temp.	Voltage	Trim Size	Add-on Accessories
LEDACD	UW40W = Wattage Selectable 18/27/40W UW80W = Wattage Selectable 50/65/80W	3CCT = CCT Adjustable (30K/35K/40K) (Only for 18/27/40W) 35K=3500K 40K=4000K	Blank = 110-277V HV = 110-347V	6INRT = 6Inch 8INRT = 8Inch 10INRT = 10Inch	Blank EM = External Emergency battery field installed only ACD-FRAME 6in/8in/10in = New Construction Frame 6Inch/8Inch/10Inch

ACD Series Architecture Down Light

Performance Data

3000K			3500K		4000K	
WATTAGE	LUMEN	EFFICACY	LUMEN	EFFICACY	LUMEN	EFFICACY
18W	1404lm	78lm/W	1422lm	79lm/W	1440lm	80lm/W
27W	2106lm	78lm/W	2133lm	79lm/W	2160lm	80lm/W
40W	3120lm	78lm/W	3160lm	79lm/W	3200lm	80lm/W

3500K			4000K	
WATTAGE	LUMEN	EFFICACY	LUMEN	EFFICACY
50W	3950lm	79lm/W	4000lm	80lm/W
65W	5135lm	79lm/W	5200lm	80lm/W
80W	6320lm	79lm/W	6400lm	80lm/W

Optional Accessories



New Construction Frame

SKU:ACD-4In/6In/8In/10InFRAME

-Pre-installed test button for emergency battery backup



External Emergency Battery Backup

SKU:A-EMBK8WHV-EXT

- External Emergency battery backup
- Delivery up to 640 lumen for 90 min emergency use
- Field installed only

For the accessories detail, please visit www.lironlighting.com/add-on-accessories

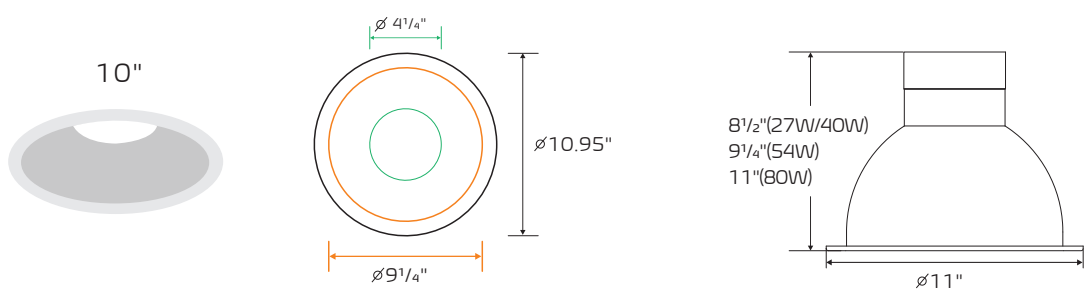
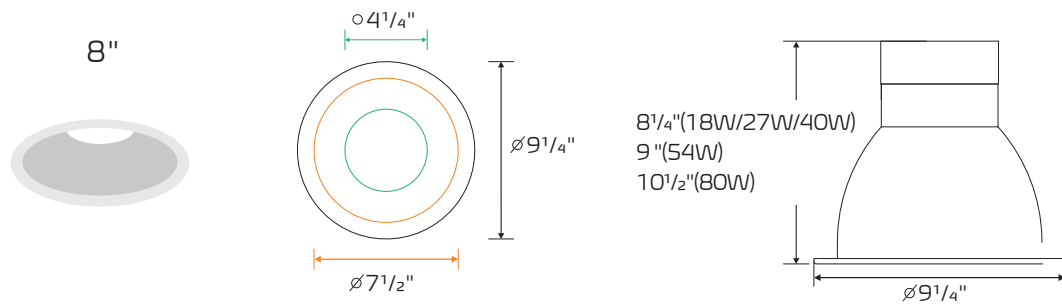
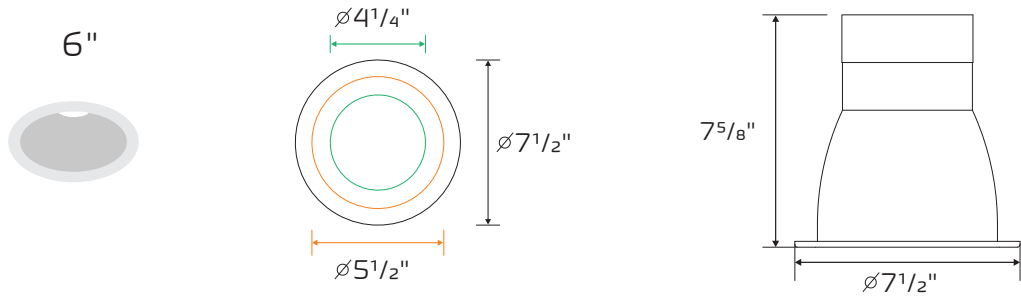
Fixture Type:

Project Name:

Location:

Date:

Optional Trims



Fixture Type:

Project Name:

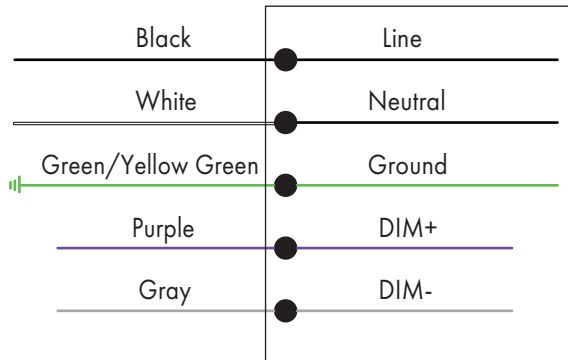
Location:

Date:

Wiring Diagram

CORD/ SUPPLY WIRING

LUMINAIRE



Scan the QR code or visit www.lironlighting.com/products/ledAcd for the complete luminaire installation guide.

Note:
