

**Fixture Type:**

**Project Name:**

**Location:**

**Date:**

## Features

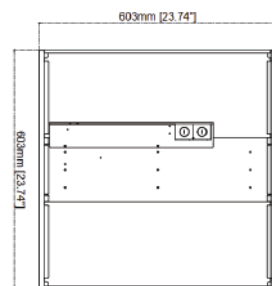
- High efficiency acrylic center lens
- **Durable cold-rolled steel housing with matte white finish**
- Ultra-thin design 2 1/8" height
- Lumen output up to 125 lm/W
- Wattage selectable and CCT adjustable
- Dimmable with compatible 0-10V dimmer
- T bar recessed mounting
- Compatible with motion sensor & emergency battery backup
- Suitable for damp location



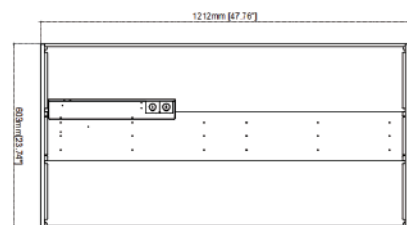
## Product Performance Standard

<b>Size</b>	See dimension chart for detail	<b>Power Factor</b>	≥90%
<b>Weight</b>	8 lb	<b>LED lifespan</b>	50,000 Hrs
<b>Mounting</b>	Recessed	<b>Dimmable</b>	0-10V Dimmable
<b>Color Temp</b>	CCT Adjustable	<b>DLC</b>	YES
<b>CRI</b>	80	<b>Warranty</b>	5 Years
<b>Input Voltage</b>	120-347V	<b>Ambient Operation Temperature</b>	-15C° (5°F) ~40C° (104°F)

## Dimension



23 4/5" X 23 4/5" X 2 1/8"



23 4/5" X 47 4/5" X 2 1/8"

## Ordering Guide Example: LED2NTFUW35/40/50K

Fixture Type	Wattage	Color Temp.	Voltage	Finish	Optional Accessories
LED2NTF 2X2	UW	35/40/50K	Blank = 120-347V	Blank = White	Blank = No Accessories
LED2NTF 2X4	(Wattage Selectable)	(CCT Adjustable)			MS = Motion Sensor (NTF-MSHD016VCR)  EM = Emergency Battery Backup (EMBK-TF-AC8W)

## Product Information

### LED2NTF 2'x2'

3500K			4000K		5000K	
WATTAGE	LUMEN	EFFICACY	LUMEN	EFFICACY	LUMEN	EFFICACY
24W	2928lm	122lm/W	2928lm	123lm/W	3000lm	125lm/W
30W	3660lm	122lm/W	3690lm	123lm/W	3750lm	125lm/W
36W	4392lm	122lm/W	4428lm	123lm/W	4500lm	125lm/W

### LED2NTF2'x4'

3500K			4000K		5000K	
WATTAGE	LUMEN	EFFICACY	LUMEN	EFFICACY	LUMEN	EFFICACY
24W	2928lm	122lm/W	2928lm	123lm/W	3000lm	125lm/W
36W	4392lm	122lm/W	4428lm	123lm/W	4500lm	125lm/W
45W	5490lm	122lm/W	5535lm	123lm/W	5625lm	125lm/W

## Optional Accessories



### Microwave - Motion Sensor

-SKU: NTF-MSHD016VCR

-Internal Microwave Motion Sensor is pre-installed by request.



### Emergency Battery Backup

-SKU: EMBK-TF-AC8W

-Internal battery backup is pre-installed by request.

-Delivering 1000 lm for 90 min emergency use.

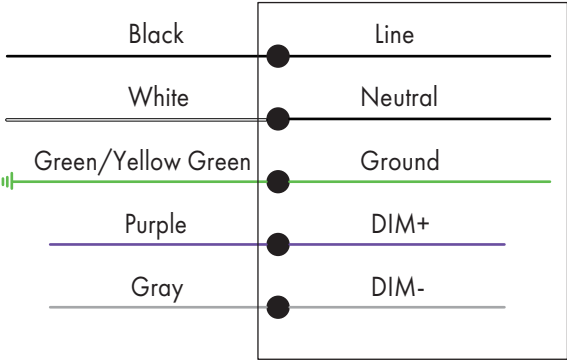
For the accessories detail, please visit [www.lironlighting.com/products-catagories/add-on-accessories](http://www.lironlighting.com/products-catagories/add-on-accessories)

<b>Fixture Type:</b>
<b>Project Name:</b>
<b>Location:</b>
<b>Date:</b>

## Wiring diagram

CORD/ SUPPLY WIRING

LUMINAIRE



Scan the QR code or visit [www.lironlighting.com/products/led2ntf](http://www.lironlighting.com/products/led2ntf) for the complete luminaire installation guide.

Note:

---

---

---

---

---

---

---