

EXIT Series Bi Color Exit & Emergency

Fixture Type:

Project Name:

Location:

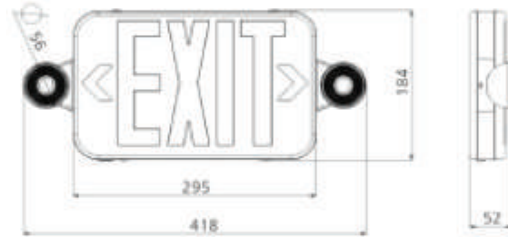
Date:

Features


- Injection-molded thermoplastic ABS housing, UL 94V-0 flame rating
- Bi Color red / green combination emergency light and Exit sign
- Dual voltage 120 or 277V AC input
- 2x1 watts SMT LED lamp heads for emergency mode
- Built-in long life 3.6V 1000mAh Nickel cadmium battery for minimum 90 minutes emergency operation
- Adjustable lamp-heads
- Provide with test switch and AC-ON indicator



Dimension



Wall mount



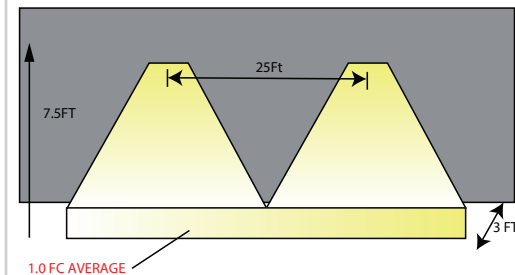
Ceiling mount

Product Performance Standard

Size	11"L x 7.2"H x 2 1/2"W	Voltage	120/277Vac
Weight	1 lb	LED Lifespan	50,000 Hrs
Mounting	Wall Mount	Input Power	2W
Color Temp	6000K	Battery	Nickel Cadmium
Luminous	Up to 240lm	Warranty	5 Years
Packing Info	6pcs/Box	Ambient Operation Temperature	0C° (32°F) ~40C° (104°F)

Ordering Guide

Exmple : LEDEXTCMB-R/G



Mounting Height	Illumination Level	Multiple Luminaire Spacing
7.5FT	1 FT Avg	25 FT

Fixture Type

LEDEXTCMB-R/G

Description

White Finish, Bi Color EXIT sign, Dual Head Adjustable Emergency Light, NiCad Battery, UL Listed

